

2022 Prizes – diversity



The Royal Society of Chemistry is committed to supporting and improving inclusion and diversity in the chemical sciences. As part of this commitment, we publish statistics relating to diversity in our prize programme alongside our annual announcement of winners.

The 2022 statistics relate to our Excellence in Education Prizes, Horizon Prizes, Inclusion & Diversity Prize and Research & Innovation Prizes.

We invited all participants in this year's prize programme to provide their own diversity information. All percentages have been rounded to integers. We have not published data where the population size is small to prevent the identification of individuals.

For more information on our prizes, please visit rsc.li/prizes or contact us at awards@rsc.org.

Survey response rates

Nominators: 48%

Individual nominees: 70%

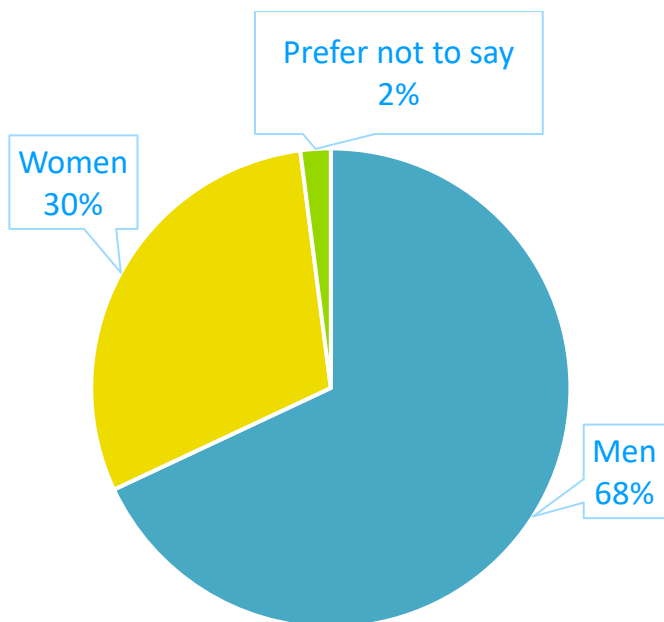
Individual winners: 98%

Individuals part of winning teams/collaborations: 35%

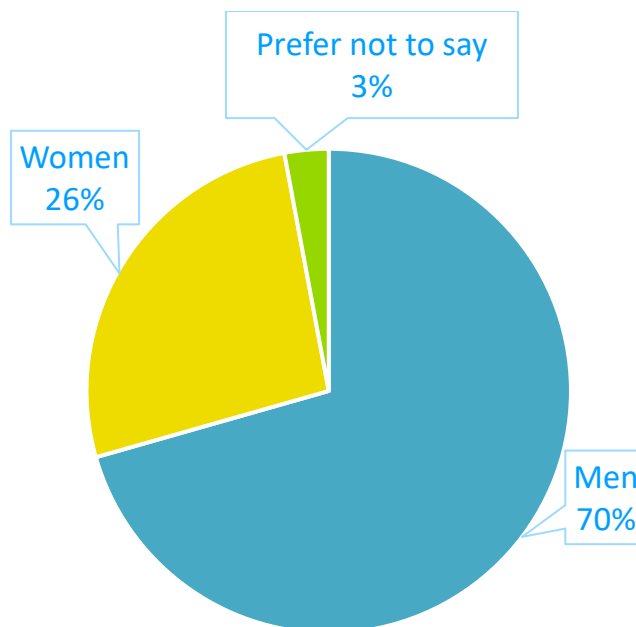
Individuals

Gender

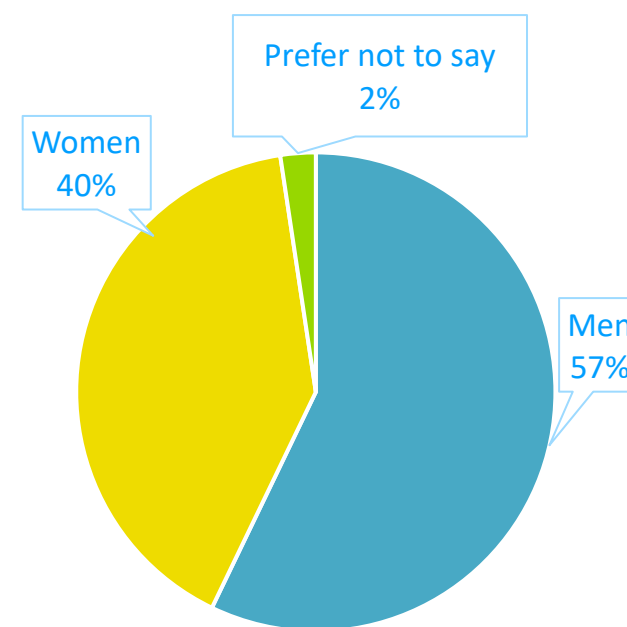
2022 nominators



2022 individual nominees



2022 individual winners



Due to rounding and/or removal of data sets that risk individuals' identification (less than 5), the sum of all data is not 100%.

Nominators by year

Year	Men (%)	Women (%)	Prefer not to say (%)
2015	84	12	4
2016	83	12	4
2017	81	13	7
2018	79	17	4
2019	79	17	4
2020	78	18	5
2021	71	24	5
2022	68	30	2

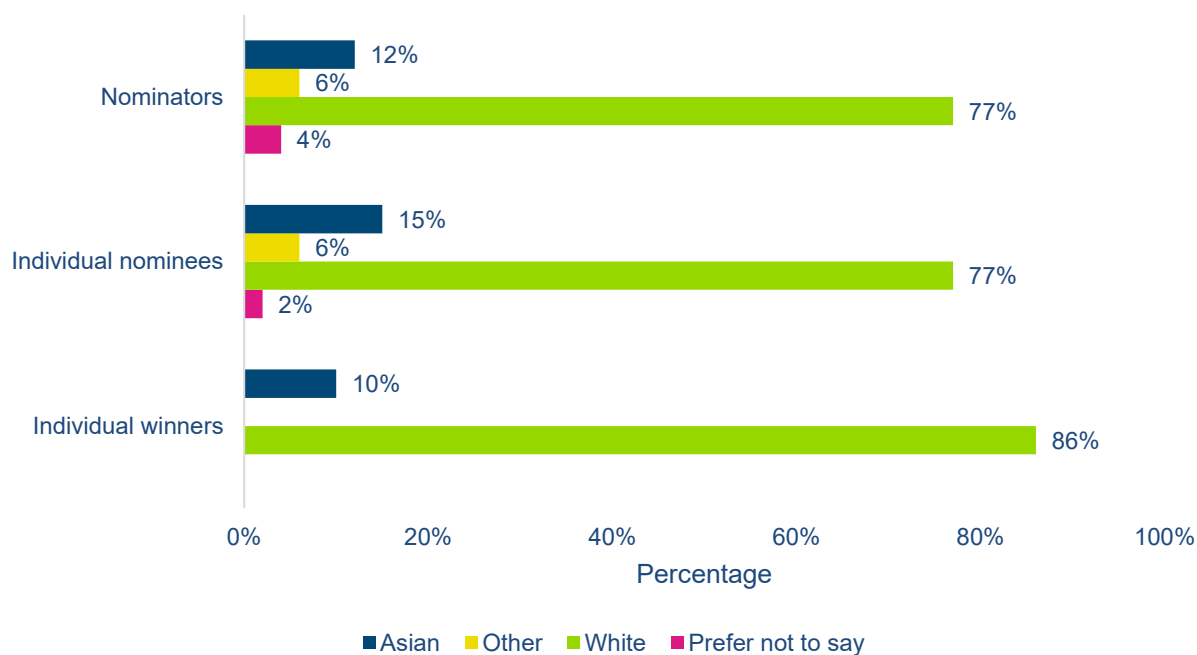
Individual nominees by year

Year	Men (%)	Women (%)	Prefer not to say (%)
2015	86	13	1
2016	76	16	7
2017	77	15	7
2018	79	18	3
2019	77	20	3
2020	76	21	3
2021	68	30	2
2022	70	26	3

Individual winners by year

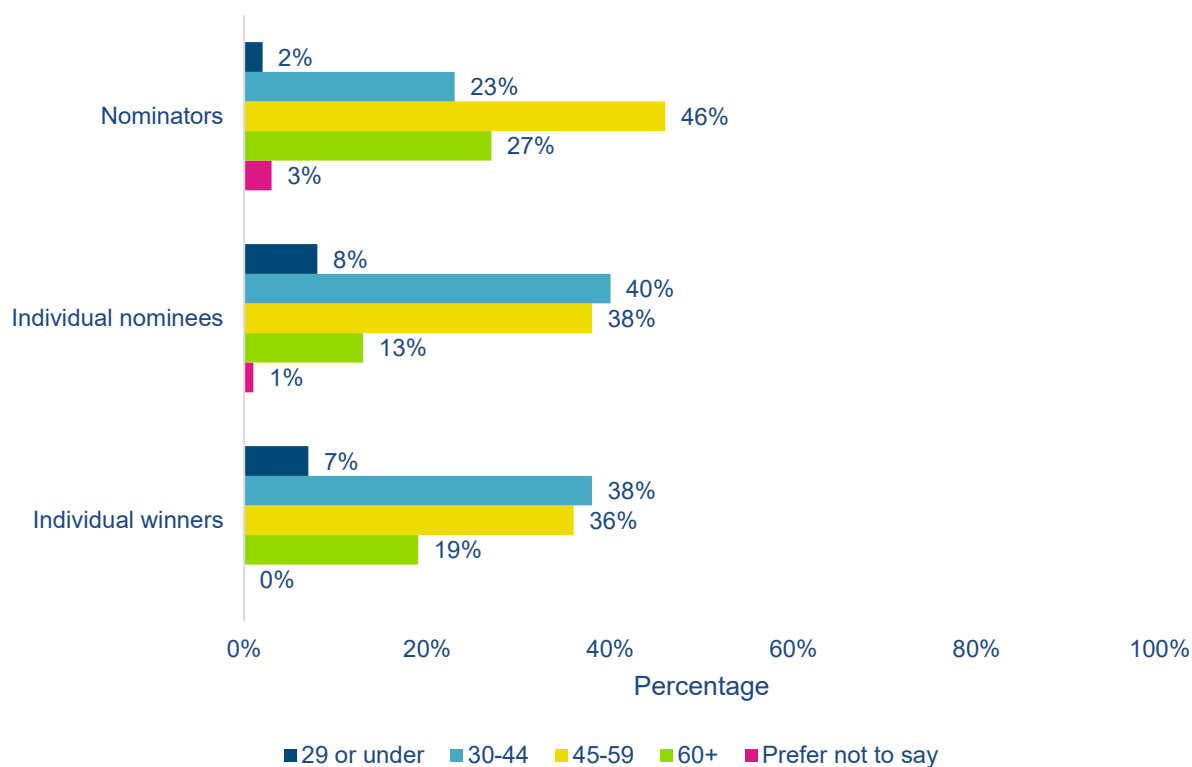
Year	Men (%)	Women (%)	Prefer not to say (%)
2015	84	16	0
2016	74	20	6
2017	72	18	10
2018	72	22	6
2019	73	27	0
2020	69	31	0
2021	54	44	2
2022	57	40	2

Ethnicity



Due to rounding and/or removal of data sets that risk individuals' identification (less than 5), the sum of all data is not 100%.

Age



Due to rounding and/or removal of data sets that risk individuals' identification (less than 5), the sum of all data is not 100%.

Teams and collaborations

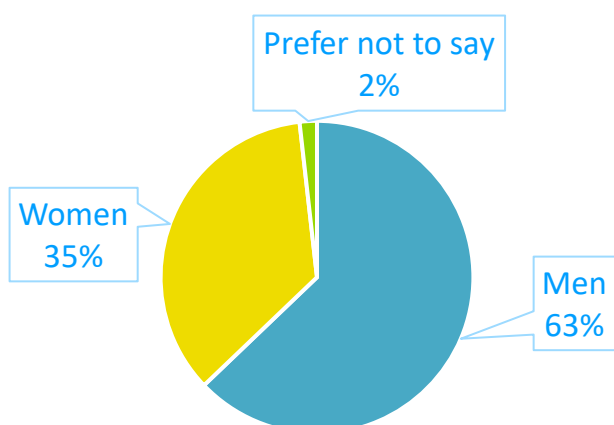
In 2021 we significantly increased the number of our prizes open to teams and collaborations.

For each nominated team/collaboration, we sent each lead contact a link to our diversity survey and asked them to circulate this link to other members of their team.

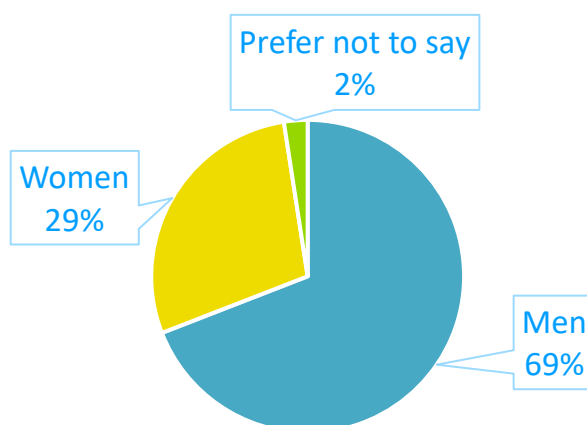
Information on our nominated and winning teams and collaborations is presented below.

Gender

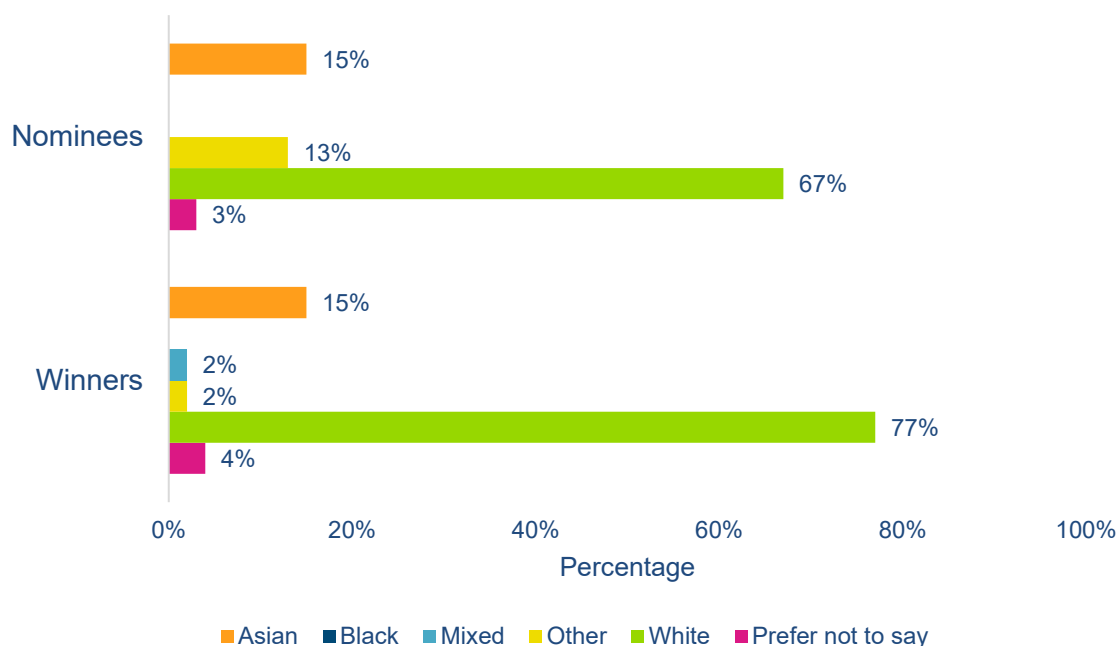
Nominees



Winners



Ethnicity



Due to rounding and/or removal of data sets that risk individuals' identification (less than 5), the sum of all data is not 100%.

Age

