

Supplementary Materials:

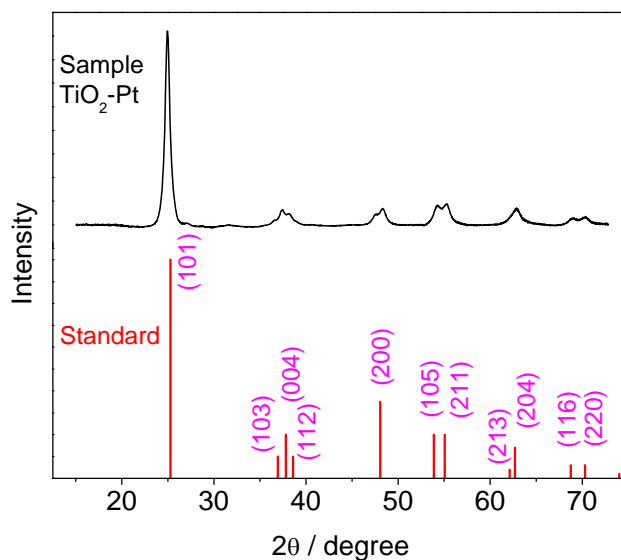


Figure S1. XRD patterns for the standard values of JCPDS No.21-1272 and TiO₂-Pt nanofibers obtained by calcining Pt(OAc)₂-TiO₂-PVP nanofibers in air at 500 °C for 3h.




Figure S2. SEM image of Pt nanofibers obtained by calcining $\text{Pt}(\text{OAc})_2$ -PVP nanofibers in air at 500 °C for 3h.

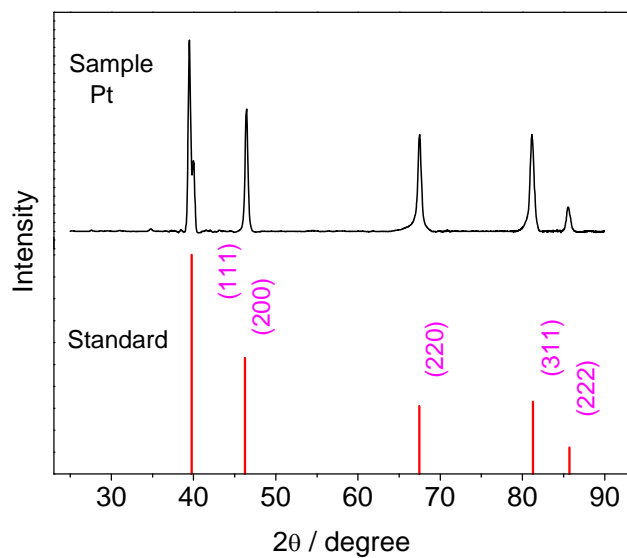


Figure S3. XRD patterns for the standard values of JCPDS No.04-0802 and Pt obtained by calcining $\text{Pt}(\text{OAc})_2$ -PVP nanofibers in air at 500 °C for 3 h.