

Supporting information

Non-Ultraviolet Photocatalytic Kinetics on NaYF₄:Yb,Tm@TiO₂/Ag Core@Comby

Shell Nanostructures

Yongmei Ma, Honglin Liu, Zhenzhen Han, Liangbao Yang,* and Jinhuai Liu*

Institute of Intelligent Machines, Chinese Academy of Sciences, Hefei 230031, China.




Fig. S1 SEM image of UC NCs (inset: TEM image of UC NCs).




Fig. S2. The different thickness of TiO_2 by adjusting the amount of $\text{Ti}(\text{O}i\text{Bu})_4$.

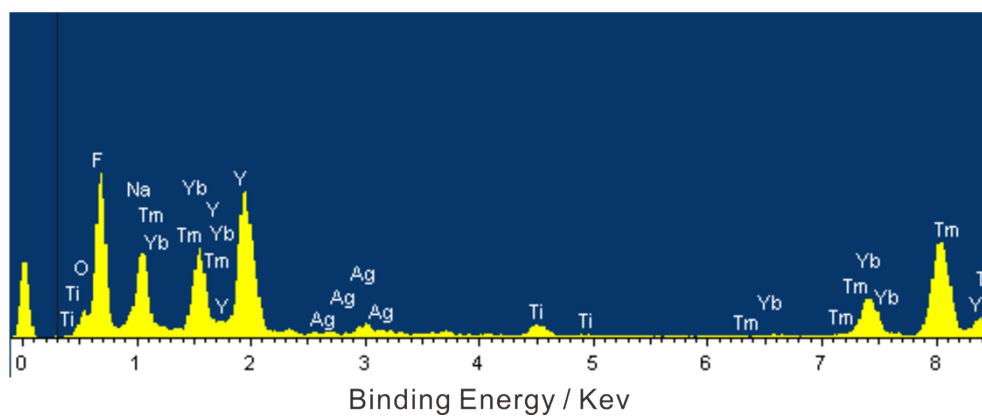


Fig. S3. EDS spectrum of the $\text{UC@TiO}_2\text{@Ag}$ NCs.

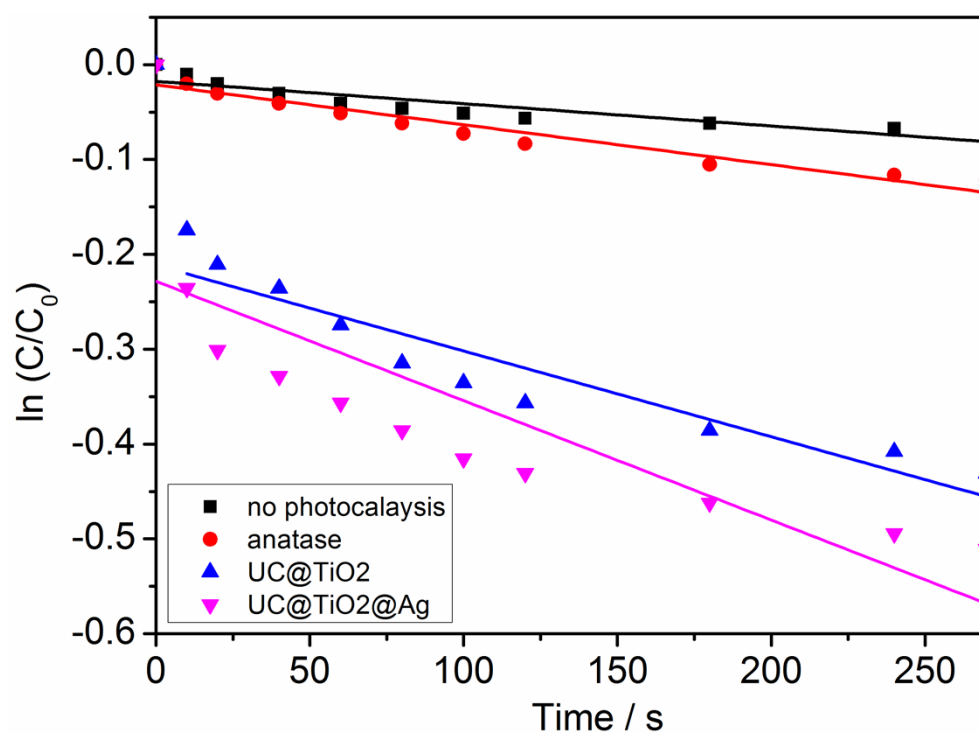


Fig. S4. Comparison of first-order degradation rates for R6G degradation for different photocatalysts under Xe lamp eliminate UV band.