

Supplementary Material

Table S1. Initial and final structures of the water molecules in all samples studied in this work. *mon* is used to represent unbound water molecules and *W...W* to indicate water molecules linked by a H-bond with $O...H \leq 2.2 \text{ \AA}$. The $O...H$ distance of the H-bond is quoted in \AA .

	Initial	Final
	Structure (H-bond distance/ \AA)	Structure (H-bond distance/ \AA)
<i>large-matrix (from 32 CO matrix)</i>		
30CO-2W-a	mon,mon	mon,mon
30CO-2W-b	mon,mon	mon,mon
30CO-2W-c	W...W (1.9)	W...W (1.9)
29CO-3W-a	mon,W...W (2.0)	mon,W...W (2.2)
29CO-3W-b	W...W...W (1.9,1.9)	W...W...W (1.9,1.9)
28CO-4W	mon,mon,W...W (2.0)	mon,W...W...W (2.1,2.1)
<i>small-matrix (from 16 CO matrix)</i>		
14CO-2W-a	W...W (2.1)	W...W (1.9)
14CO-2W-b	mon,mon	W...W (1.9)
14CO-2W-c	mon,mon	mon,mon
14CO-2W-d	mon,mon	mon,mon
13CO-3W-a	mon,W...W (1.9)	mon,W...W (1.9)
13CO-3W-b	mon,W...W (2.0)	mon,W...W (1.9)
13CO-3W-c	mon,W...W (2.2)	mon,W...W (2.0)
13CO-3W-d	mon,W...W (2.2)	W...W...W (1.9,1.9)
12CO-4W-a	mon,mon,mon,mon	mon,W...W...W (1.8,1.9)
12CO-4W-b	mon,mon,mon,mon	mon,mon,mon,mon
12CO-4W-c	mon,mon,W...W (1.9)	mon,mon,W...W (1.9)
12CO-4W-d	W...W,W...W (2.0,2.0)	W...W...W...W (1.9,1.9,2.0)
<i>H2O clusters</i>		
29CO-triW-lin ^a	W...W...W (1.8,1.9)	W...W...W (1.8,1.8)
29CO-triW-ang ^a	W...W...W (1.9,1.9)	W...W...W (1.8,1.8,2.0 ^b)
28CO-tetraW-lin ^a	W...W...W...W (1.9,2.0,2.0)	W...W...W...W (1.8,1.8,1.9)

28CO-tetraW-ang ^a	W...W...W...W (1.8,1.8,1.8)	W...W...W...W (1.8,1.8,1.8)
25CO-triW-tetraW-lin	W...W...W;W...W...W...W (1.8,1.9;1.9,1.9,2.0)	W...W...W...W...W...W...W (1.7,1.8,1.8,1.8,1.8,2.0 ^b)
13CO-triW-lin ^a	W...W...W (1.8,1.9)	W...W...W (1.7,1.7) ^c
13CO-triW-ang ^a	W...W...W (1.9,1.9,1.9 ^b)	W...W...W (1.9,1.9,2.0 ^b)
12CO-tetraW-lin ^a	W...W...W...W (1.9,2.0,2.0)	W...W...W...W (1.8,1.8,1.9)
12CO-tetraW-ang ^a	W...W...W...W (1.8,1.8,1.8)	W...W...W...W (1.8,1.8,1.8)
11CO-pentaW-lin ^a	W...W...W;W...W (1.7,1.8;1.8)	W...W...W...W...W (1.8,1.8,1.8,1.9)

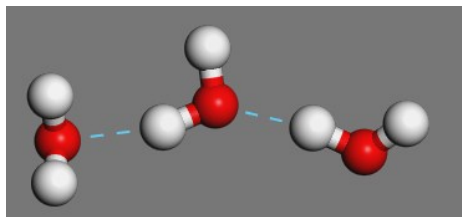
Amorphous

13CO-triW-lin-amorp ^a	mon,mon,mon	mon,W...W (1.8)
13CO-triW-ang-amorp ^a	mon,mon,mon	W...W...W (1.9,2.0)

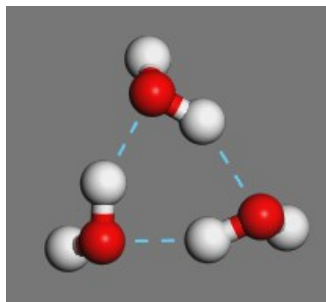
^aInitial structure of clusters calculated for the isolated species

^bClosed ring structure

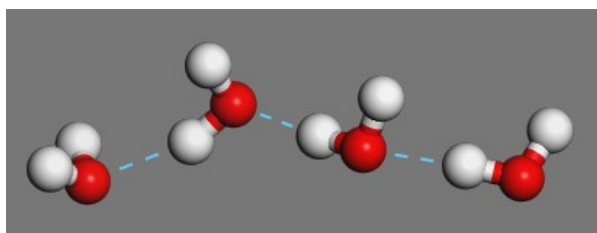
triW-lin



triW-ang



tetraW-lin



tetraW-ang

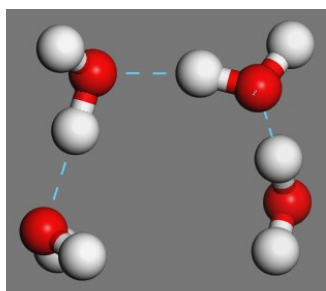


Fig. S1. Water clusters with 3 and 4 molecules. Optimized structures adopt quasi-linear and quasi-closed (angular) configurations.