

## Supporting Information

### Nanocarriers with multi-locked DNA valves targeting to intracellular tumor-related mRNAs for controlled drug release

*Yanhua Li, Yuanyuan Chen, Wei Pan, Zhengze Yu, Limin Yang, Hongyu Wang, Na Li\*, and  
Bo Tang\**

College of Chemistry, Chemical Engineering and Materials Science, Collaborative  
Innovation Center of Functionalized Probes for Chemical Imaging in Universities of  
Shandong, Key Laboratory of Molecular and Nano Probes, Ministry of Education, Institute of  
Molecular and Nano Science, Shandong Normal University, Jinan 250014, P. R. China.

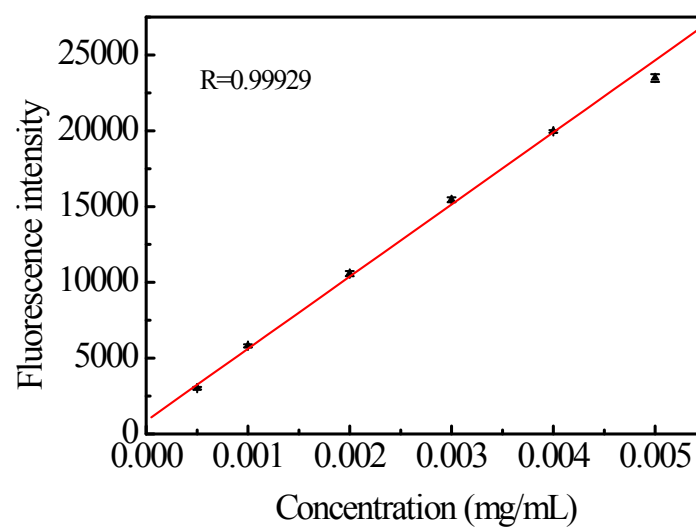
\*E-mail: [lina@sdnu.edu.cn](mailto:lina@sdnu.edu.cn); [tangb@sdnu.edu.cn](mailto:tangb@sdnu.edu.cn)

**Supplementary Table:**

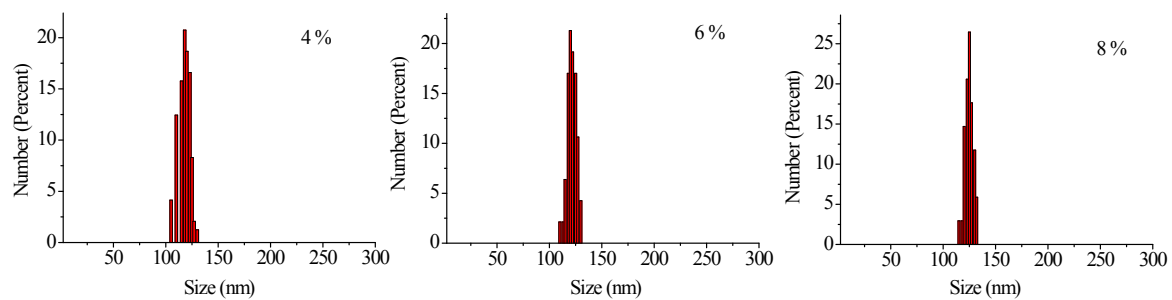
**Table S1.** DNA sequences employed in this work.

Oligonucleotide	Sequence
TK1 DNA	5'-GCGAGTGTCTTTGGCATACTT-3'
GalNAc-T DNA	5'-TCTTATGCGGATAGTGAAAGC-3'

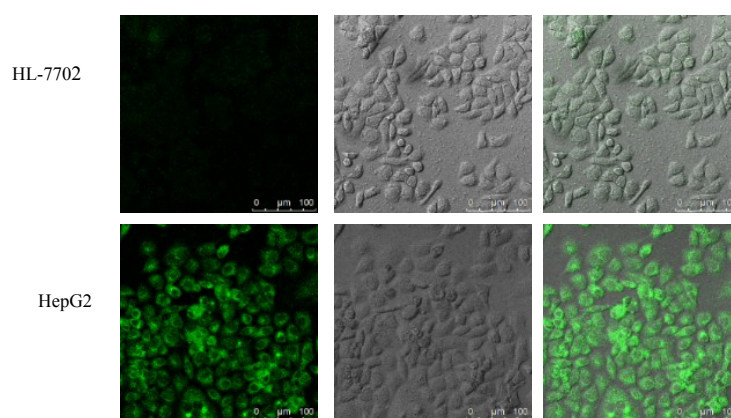
**Supplementary Figure:**



**Fig. S1** Standard linear calibration curve of Dox.



**Fig. S2** The size distribution of HMSNs by etching with (a) 4 %; (b) 6 % and (c) 8 % HF.



**Fig. S3** Confocal fluorescence images: 0.1 mg/mL HMSNs(Dox)-DNAs in HL-7702 and HepG2 cells.