

Electronic Supplementary Information

An amphipathic *trans*-acting phosphorothioate RNA element delivers an uncharged phosphorodiamidate morpholino sequence in *mdx* mouse myotubes

H. V. Jain,^a J. F. Boehler^{b,c} D. Verthelyi,^d K. Nagaraju^{b,e} and S. L. Beaucage^{*a}

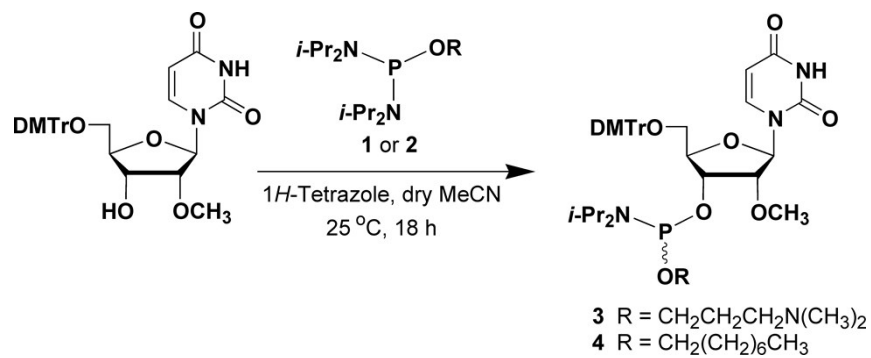
Division of Biotechnology Review and Research IV, CDER, FDA, 1903 New Hampshire Avenue, Silver Spring, Maryland 20933, USA
Research Center for Genetic Medicine, Children's National Medical Center, 111 Michigan Avenue, NW Washington, DC 20010, USA
Washington DC, USA

The Institute for Biomedical Sciences, The George Washington University, Washington, DC 20037, USA

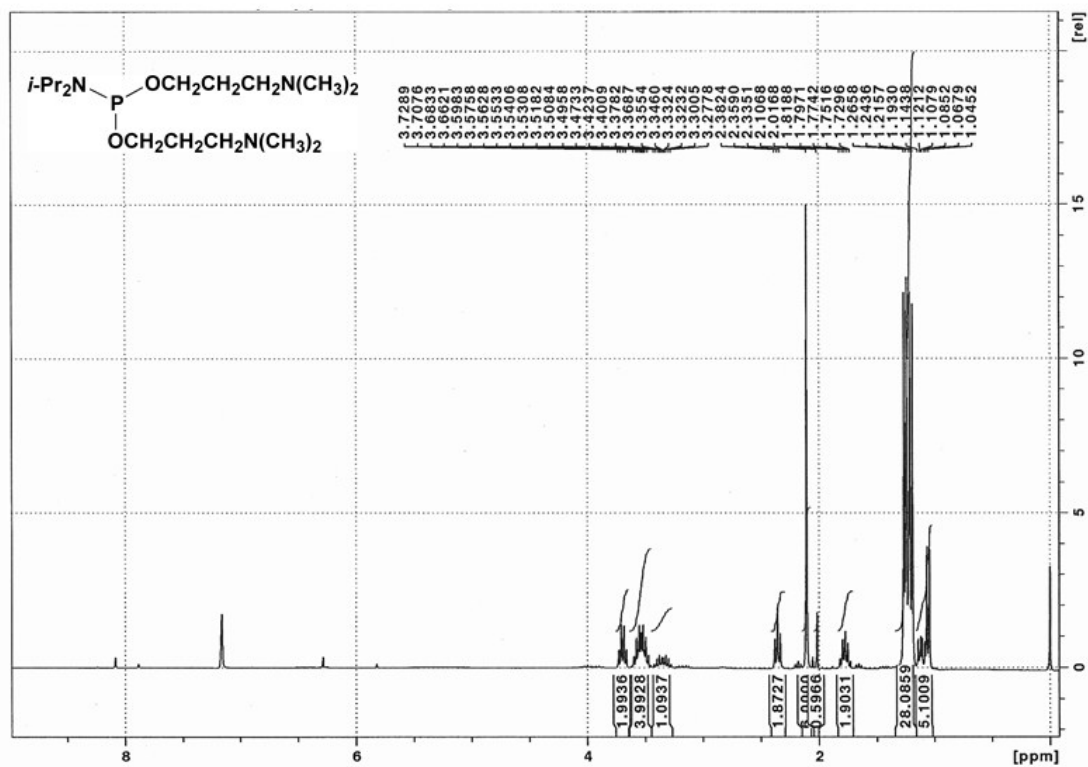
Division of Biotechnology Review and Research III, CDER, FDA, 1903 New Hampshire Avenue, Silver Spring, Maryland 20933, USA
Department of Pharmaceutical Sciences, Binghamton University, 4400 Vestal Pkwy, Binghamton, New York 13902, USA

Table of Contents

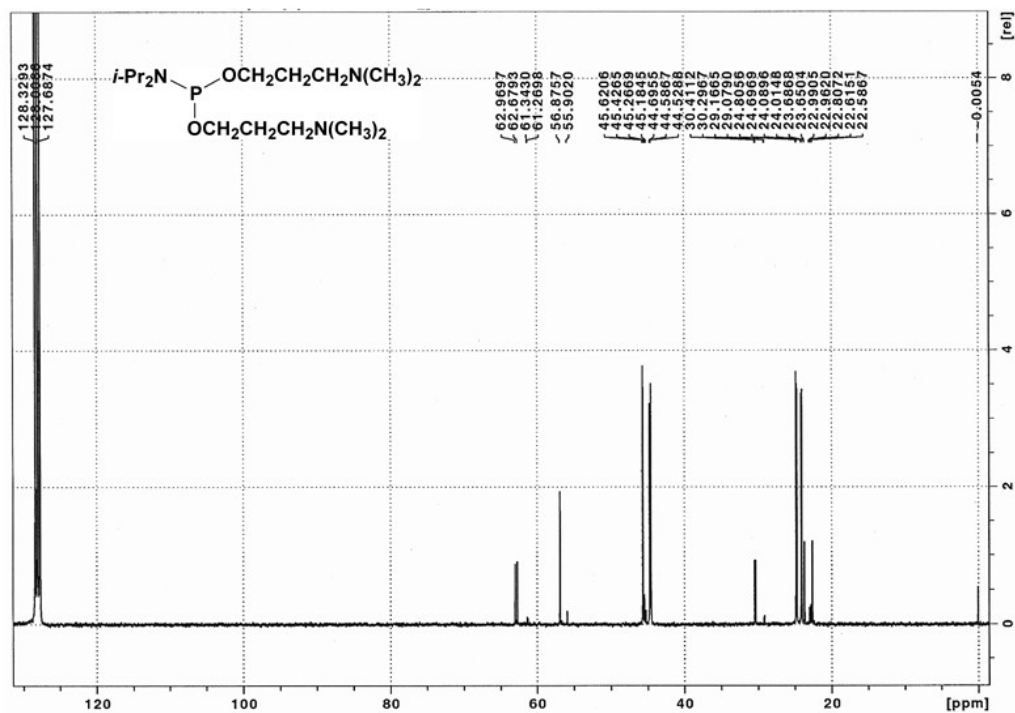
300 MHz ¹ H-NMR spectrum of <i>N,N,N',N'</i> -Tetraisopropyl- <i>O</i> - [3-(<i>N,N</i> -dimethylamino)prop-1-yl]phosphordiamidite (1) in C ₆ D ₆	S2
75 MHz ¹³ C-NMR spectrum of <i>N,N,N',N'</i> -Tetraisopropyl- <i>O</i> - [3-(<i>N,N</i> -dimethylamino)prop-1-yl]phosphordiamidite (1) in C ₆ D ₆	S3
300 MHz ¹ H-NMR spectrum of <i>N,N,N',N'</i> -Tetraisopropyl- <i>O</i> - [octan-1-yl]phosphordiamidite (2) in C ₆ D ₆	S3
75 MHz ¹³ C-NMR spectrum of <i>N,N,N',N'</i> -Tetraisopropyl- <i>O</i> - [octan-1-yl]phosphordiamidite (2) in C ₆ D ₆	S4
121 MHz ³¹ P-NMR spectrum of 5'- <i>O</i> -(4,4'-Dimethoxytrityl)-3'- <i>O</i> - [(<i>N,N</i> -diisopropylamino)(3-[<i>N,N</i> -dimethylamino]prop-1-yl)oxy]phosphinyl- 2'- <i>O</i> -Methyluridine (3) in C ₆ D ₆	S4
121 MHz ³¹ P-NMR spectrum of 5'- <i>O</i> -(4,4'-Dimethoxytrityl)-3'- <i>O</i> - [(<i>N,N</i> -diisopropylamino)(octan-1-yl)oxy]phosphinyl-2'- <i>O</i> -Methyluridine (4) in C ₆ D ₆	S5
HRMS spectrum of 5'- <i>O</i> -(4,4'-Dimethoxytrityl)-3'- <i>O</i> - [(<i>N,N</i> -diisopropylamino)(3-[<i>N,N</i> -dimethylamino]prop-1-yl)oxy]phosphinyl- 2'- <i>O</i> -Methyluridine (3).....	S5
HRMS spectrum of 5'- <i>O</i> -(4,4'-Dimethoxytrityl)-3'- <i>O</i> - [(<i>N,N</i> -diisopropylamino)(octan-1-yl)oxy]phosphinyl-2'- <i>O</i> -Methyluridine (4).....	S6
ESI-MS spectrum of 2'-OMeUtaPS.....	S6



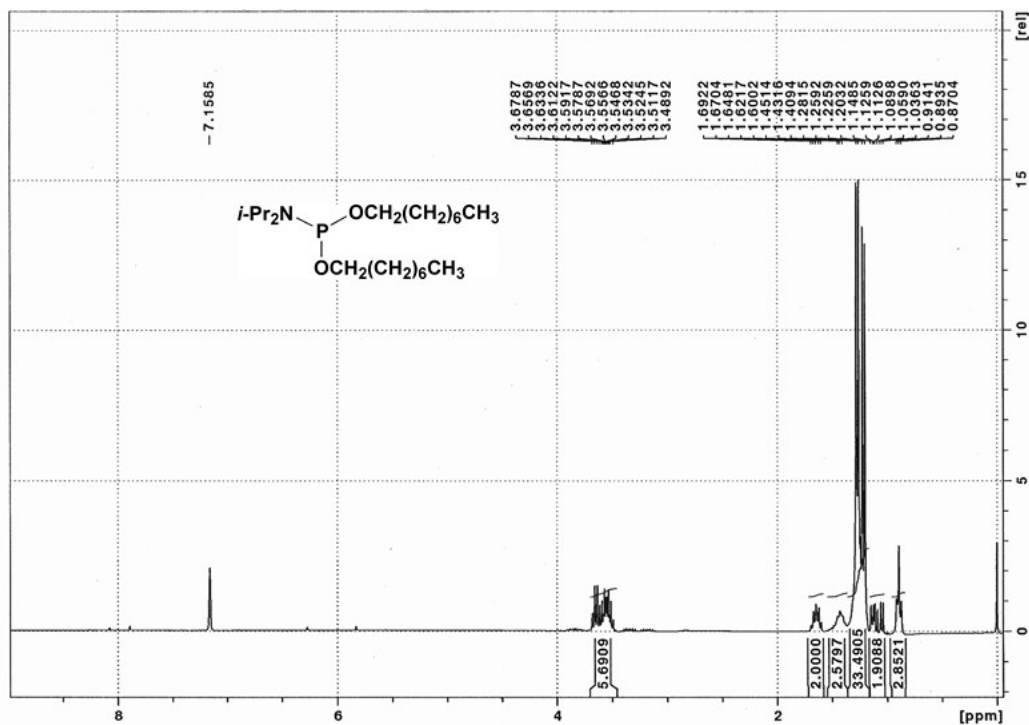
300 MHz $^1\text{H-NMR}$ spectrum of *N,N,N',N'*-Tetraisopropyl-*O*-[3-(*N,N*-dimethylamino)prop-1-yl]phosphordiamidite (1) in C_6D_6



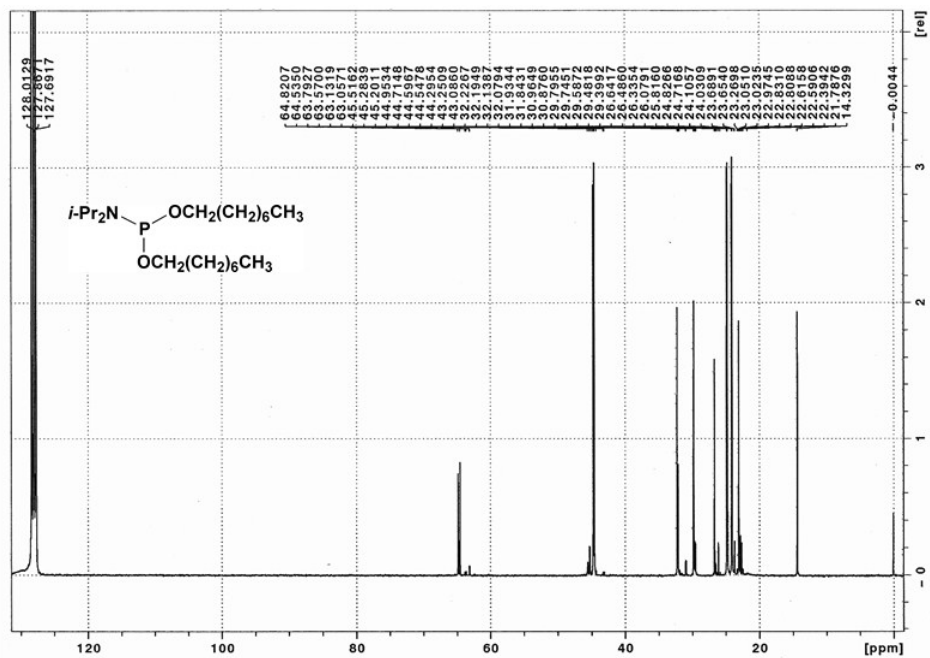
75 MHz ^{13}C -NMR spectrum of *N,N,N',N'*-Tetraisopropyl-*O*-[3-(*N,N*-dimethylamino)prop-1-yl]phosphordiamidite (1) in C_6D_6



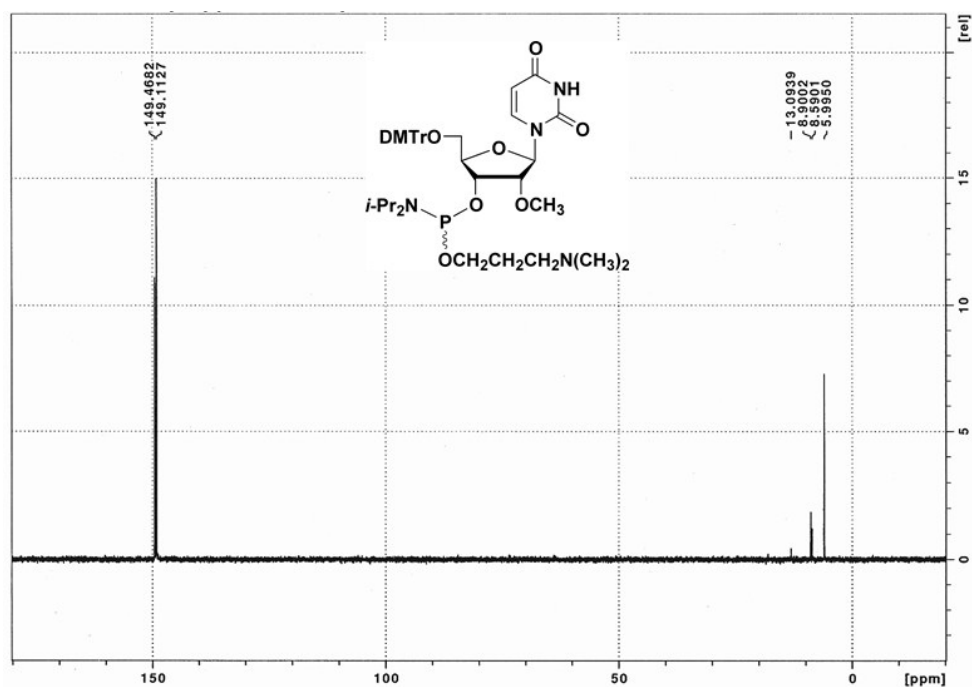
300 MHz ^1H -NMR spectrum of *N,N,N',N'*-Tetraisopropyl-*O*-[octan-1-yl]phosphordiamidite (2) in C_6D_6



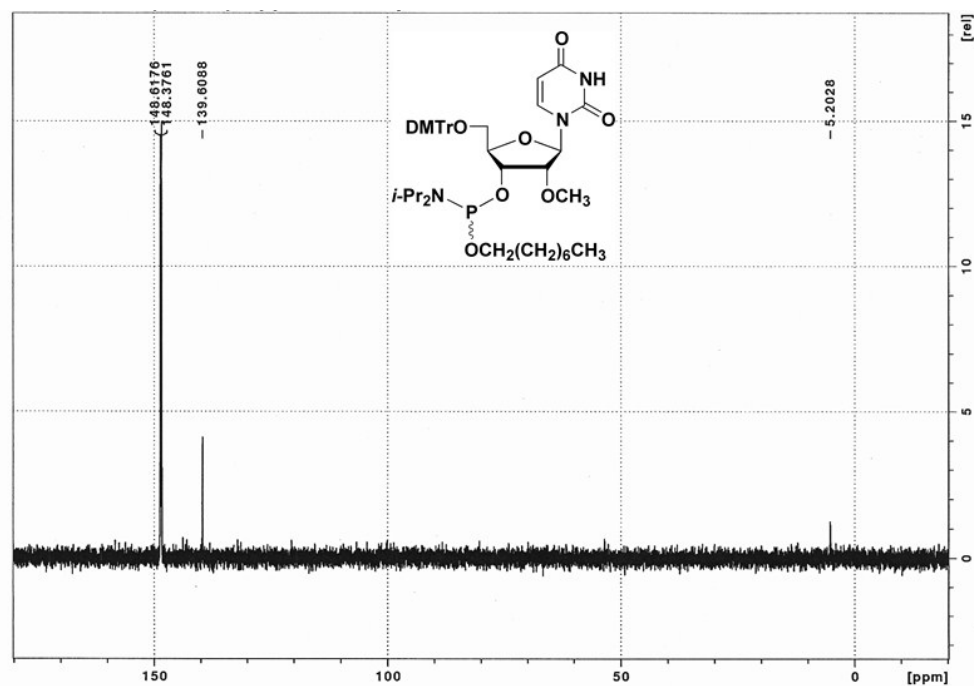
75 MHz ^{13}C -NMR spectrum of *N,N,N',N'*-Tetraisopropyl-*O*-[octan-1-yl]phosphordiamidite (2) in C_6D_6



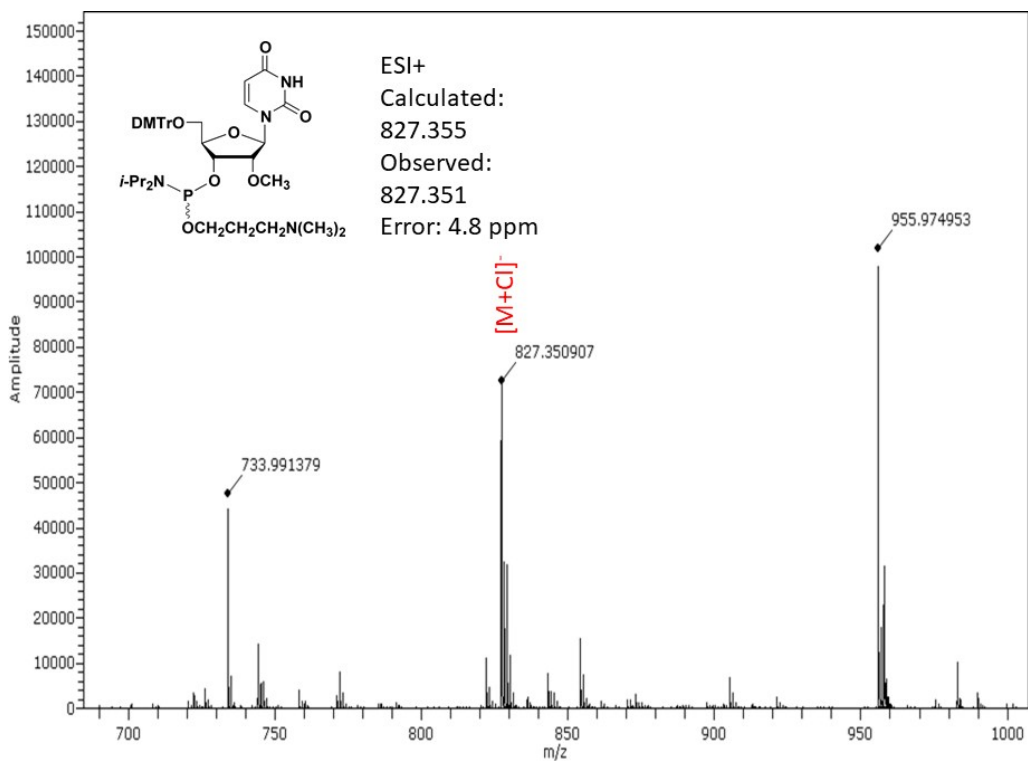
121 MHz ^{31}P -NMR spectrum of 5'-*O*-(4,4'-Dimethoxytrityl)-3'-*O*-[(*N,N*-diisopropylamino)(3-[(*N,N*-dimethylamino)prop-1-yl]oxy)phosphinyl]-2'-*O*-Methyluridine (3) in C_6D_6



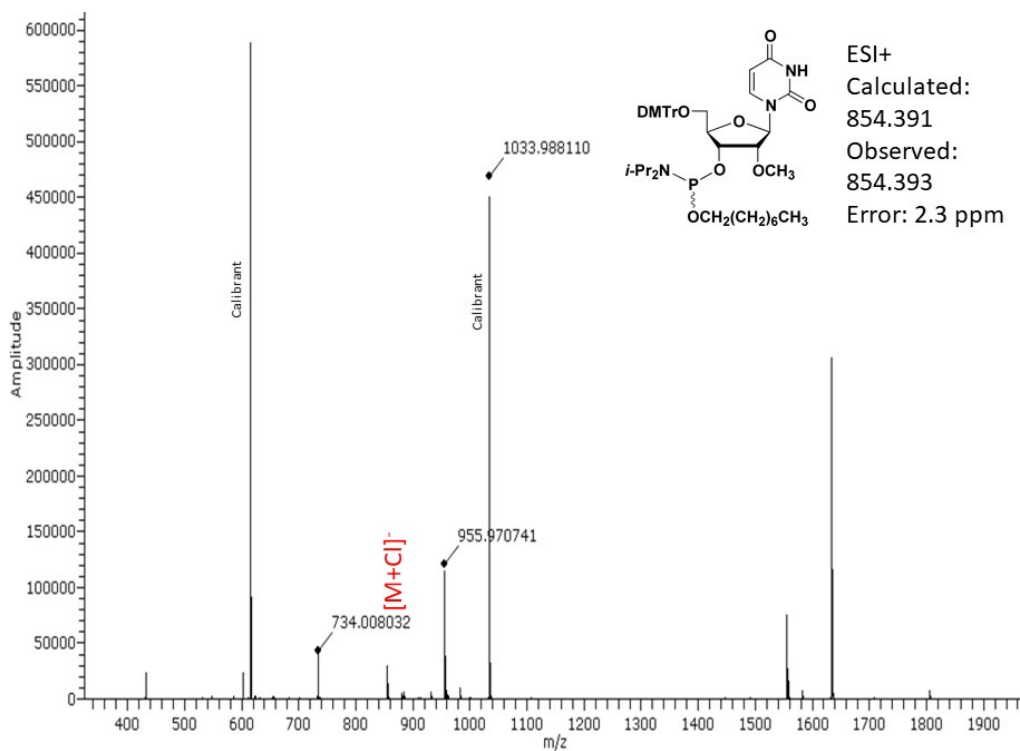
121 MHz ^{31}P -NMR spectrum of 5'-*O*-(4,4'-Dimethoxytrityl)-3'-*O*-[(*N,N*-diisopropylamino)(octan-1-yl)oxy]phosphinyl-2'-*O*-Methyluridine (4) in C_6D_6



HRMS spectrum of 5'-*O*-(4,4'-Dimethoxytrityl)-3'-*O*-[(*N,N*-diisopropylamino)(3-[*N,N*-dimethylamino]prop-1-yl)oxy]phosphinyl-2'-*O*-Methyluridine (3)



HRMS spectrum of 5'-O-(4,4'-Dimethoxytrityl)-3'-O-[(N,N-diisopropylamino)(octan-1-yl)oxy]phosphinyl-2'-O-Methyluridine (4)



ESI-MS spectrum of 2'-OMeUtaPS

