

Electronic Supplementary Information

Rational design of hybrid porous nanotubes with robust structure of ultrafine $\text{Li}_4\text{Ti}_5\text{O}_{12}$ nanoparticles embedded in bamboo-like CNTs for superior lithium ion storage

Yakun Tang,^{ab} Lang Liu,^{*ab} Hongyang Zhao,^c Lingbing Kong,^d Zaiping Guo,^e Shasha Gao,^{ab} Yuanyuan Che,^{ab} Lei Wang^a and Dianzeng Jia^b

^aSchool of Chemistry and Chemical Engineering, Xinjiang University, Urumqi 830046, Xinjiang, China.

^bKey Laboratory of Energy Materials Chemistry, Ministry of Education, Institute of Applied Chemistry, Xinjiang University, Urumqi 830046, Xinjiang, China.

^cFrontier Institute of Science and Technology Jointly with College of Science, State Key Laboratory for Strength and Vibration of Mechanical Structures, Xi'an Jiaotong University, 99 Yanxiang Road, Yanta District, Xi'an, Shaanxi Province 710054, China.

^dSchool of Materials Science and Engineering, Nanyang Technological University, 50 Nanyang Avenue, 639798, Singapore.

^eSchool of Mechanical, Materials, Mechatronic and Biomedical Engineering Institute for Superconducting & Electronic Materials, University of Wollongong, NSW 2522, Australia.

E-mail: liulang@xju.edu.cn, llyhs1973@sina.com




Fig. S1 SEM and TEM images of PNTs (a, b), SPNTs (c, d) and BCNTs (e, f).

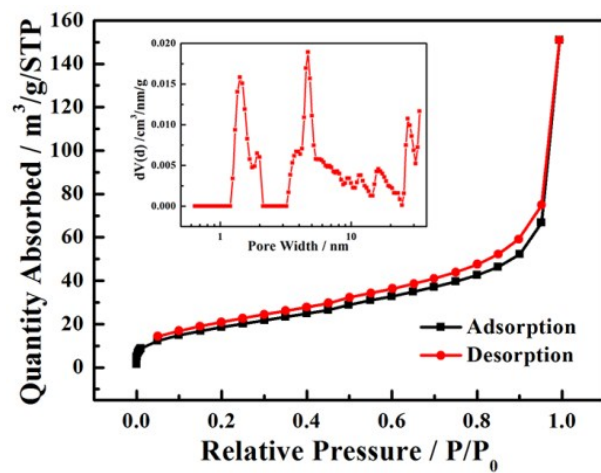


Fig. S2 N_2 adsorption-desorption isotherm and pore size distribution profile of SPNTs.




Fig. S3 HRTEM image of LNC.

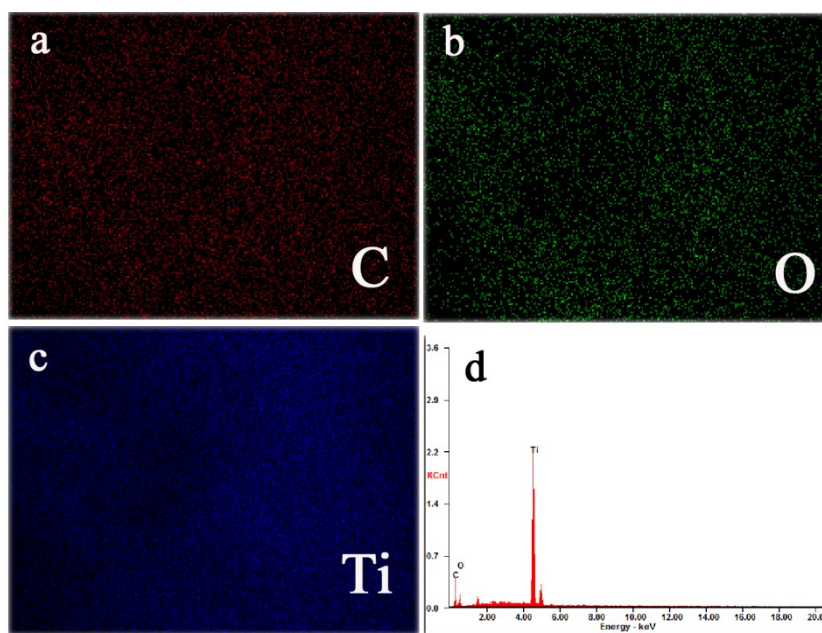


Fig. S4 EDS-mappings of (a) carbon, (b) oxygen, (c) titanium in LNC and its energy spectrum (d).

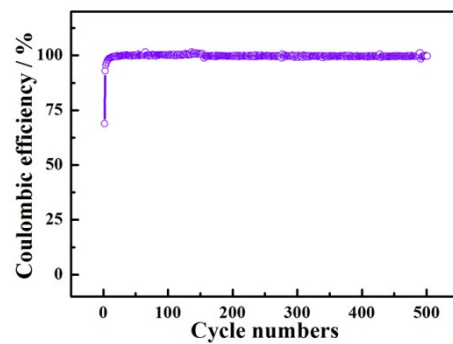


Fig. S5 Coulombic efficiency of LNC at at 0.2 A g⁻¹.

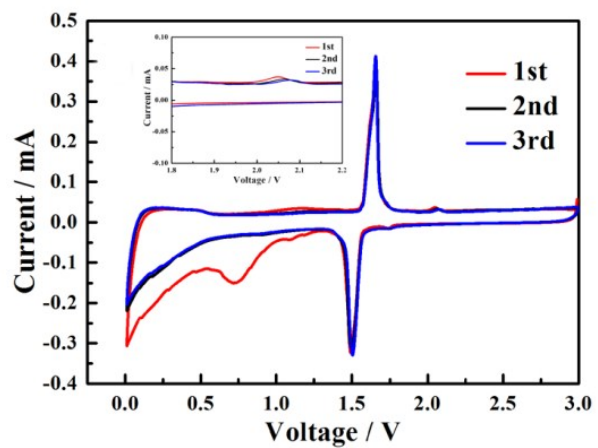


Fig. S6 Cyclic voltammograms of LCC at a scan rate of 0.1 mV s⁻¹.

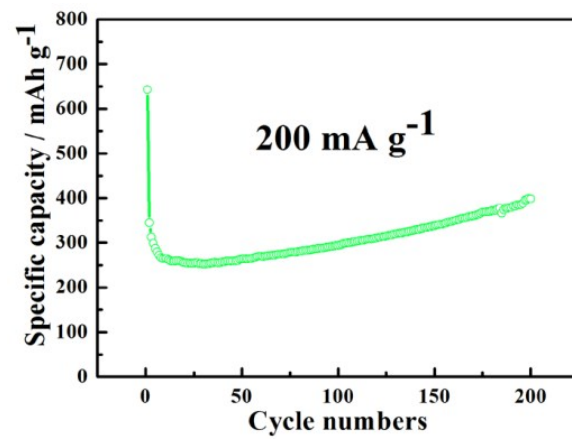


Fig. S7 Cycle performance of BCNTs over 0.01-3.0 V (versus Li⁺/Li) at 0.2 A g⁻¹.