

**Zwitterion Formation and Subsequent Carboxylate-Pyridinium NH
Synthon Generation through Isomerization of 2-Anilinonicotinic
Acid**

*Pengyun Yue^{1#}, Mingtao Zhang², Danrui Xu¹, Sean Parkin³, Tonglei Li⁴, Conggang
Li⁵, Faquan Yu¹, and Sihui Long^{1*}*

¹ Key Laboratory for Green Chemical Process of Ministry of Education, School of
Chemical Engineering and Pharmacy, Wuhan Institute of Technology, Wuhan, Hubei,
China

² Department of Chemistry, Nankai University, Tianjin, China

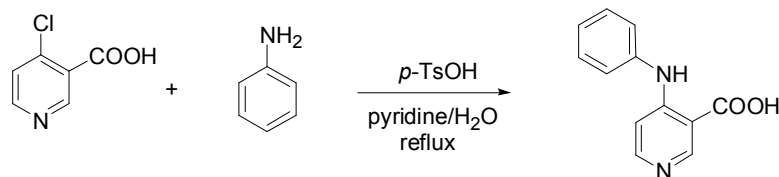
³ Department of Chemistry, University of Kentucky, Lexington, Kentucky, U.S.A.

⁴ Department of Industrial and Physical Pharmacy, Purdue University, West Lafayette,
Indiana, U.S.A.

⁵ Wuhan Institute of Physics and Mathematics, Chinese Academy of Sciences,
Wuhan,
Hubei, China

1. Synthesis

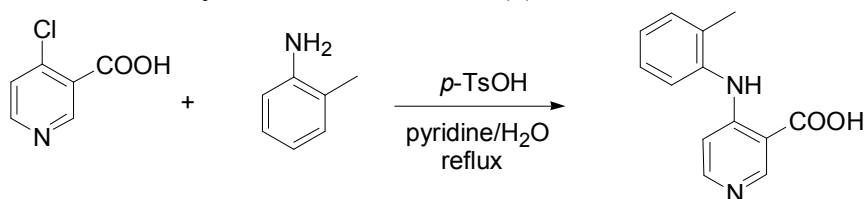
1) Synthesis of 4-phenylamino-nicotinic acid (1)



4-Chloronicotinic acid (1.0g, 6.37 mmol) and aniline (0.59 g, 6.37 mmol) were suspended in pyridine (0.5 g, 6.37mmol), *p*-TsOH (0.6 g, 6.37 mmol) in 18 mL of water and 10mL acetone was added to the mixture. The reaction was raised to 75 ° C. The resulting system was refluxed overnight and then it was cooled to room temperature. The solid precipitated from the reaction mixture was purified by recrystallization. The product was obtained as white solid (0.91g, yield%: 67).

¹H NMR (400 MHz, D₂O): δppm 8.70 (s, 1H), 7.84 (s, 1H), 7.37 (s, 2H), 7.28 (s, 1H), 7.19 (d, *J* = 7.1 Hz, 2H), 6.89 (s, 1H); ¹³C NMR (151 MHz, D₂O): δppm 167.56, 157.10, 144.77, 143.48, 140.90, 139.61, 135.70, 130.63, 129.55, 128.61, 127.60, 126.36, 124.99, 109.47, 109.03, 108.41; IR (KBr, cm⁻¹): 3435 (m), 3058 (s), 2938 (s), 1643 (s), 1508 (s), 1330 (m), 1265 (s), 1216 (s), 1159 (s), 818 (s), 746 (s), 676 (s), 561 (s), 526 (s); MS (ESI): 215.66 (M+1); mp: 285° C.

2) Synthesis of 4-o-Tolylamino-nicotinic acid (2)

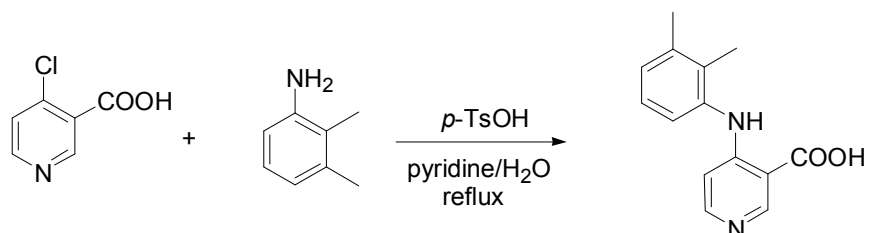


4-Chloronicotinic acid (1.51g, 9.52mmol) and *o*-toluidine (1.02g, 9.52 mmol) were suspended in pyridine (0.75g, 9.52mmol), *p*-TsOH (0.9g, 4.76 mmol) in 18mL of water was added to the mixture. The reaction was raised to 105 ° C. The resulting system was refluxed overnight and then it was cooled to room temperature. The solid precipitated from the reaction mixture was purified by trituration in EtOAc (1.52g, yield%: 70).

¹H NMR (400 MHz, D₂O): δppm 8.32 (s, 1H), 7.42 (s, 1H), 6.61 (d, *J* = 8.7 Hz, 2H), 6.41 (d, *J* = 8.4 Hz, 2H), 6.19 (d, *J* = 6.5 Hz, 1H), 3.36 (s, 3H).; ¹³C NMR (151 MHz,

D₂O): δ ppm 173.98, 155.66, 153.08, 152.12, 150.95, 150.31, 149.13, 131.63, 125.54, 124.28, 114.98, 113.92, 106.98, 106.00, 55.77, 54.95; IR (KBr, cm⁻¹): 3421.51 (s), 2474.09 (s), 1962.35 (s), 1646.17 (s), 1552.02 (s), 1513.46 (s), 1354.46 (s), 1310.26 (s), 1269.58 (s), 1220.83 (s), 1163.15 (s), 1039.99 (s), 820.27 (s), 766.22 (s), 680.48 (s), 651.11 (s); MS (ESI): 229.46 (M+1); mp: 274° C.

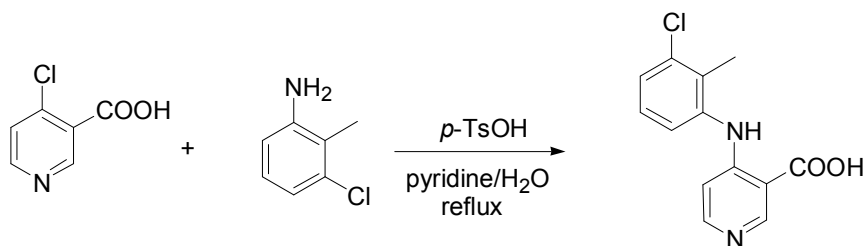
3) Synthesis of 4-(2,3-Dimethyl-phenylamino)-nicotinic acid (**3**)



4-Chloronicotinic acid (0.3 g, 1.9 mmol) and 2,3-dimethylaniline (0.23 g, 1.9 mmol) were suspended in pyridine (0.15 g, 1.9 mmol), *p*-TsOH (0.18 g, 0.95 mmol) in 8 mL of water and 2mL acetone was added to the mixture. The reaction was raised to 75 ° C. The resulting system was refluxed overnight and then it was cooled to room temperature. The solid precipitated from the reaction mixture was purified by trituration in EtOAc (0.35g, yield%: 78).

¹H NMR (400 MHz, D₂O): δ ppm 8.29 (s, 1H), 7.19 (d, *J* = 6.8 Hz, 1H), 6.41 (d, *J* = 28.4 Hz, 3H), 5.81 (d, *J* = 5.5 Hz, 1H), 1.66 (s, 3H), 1.54 (s, 3H); ¹³C NMR (151 MHz, D₂O): δ ppm 174.04, 152.22, 150.05, 138.22, 136.79, 131.75, 126.09, 124.77, 122.49, 114.00, 107.17, 20.08, 19.33, 13.50, 12.66.; IR (KBr, cm⁻¹): 3208.20 (m), 2420.28 (m), 1640.88 (s), 1550.14 (s), 1464.04 (s), 1362.68 (s), 1263.90 (s), 1221.50 (s), 1156.31 (s), 1066.73 (s), 1019.67 (s), 820.40 (s), 794.90 (s), 698.11 (s), 680.21 (s), 634.23 (s); MS (ESI): 243.37 (M+1); mp: 284° C.

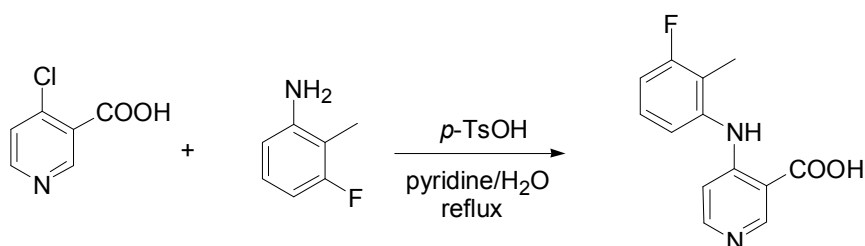
4) Synthesis of 4-(3-Chloro-2-methyl-phenylamino)-nicotinic acid (**4**)



4-Chloronicotinic acid (0.3 g, 1.9 mmol) and 2,3-dimethylaniline (0.23 g, 1.9 mmol) were suspended in pyridine (0.15 g, 1.9 mmol), *p*-TsOH (0.18 g, 0.95 mmol) in 8 mL of water and 2mL acetone was added to the mixture. The reaction was raised to 75 ° C. The resulting system was refluxed overnight and then it was cooled to room temperature. The solid precipitated from the reaction mixture was purified by trituration in EtOAc (0.21g, yield%: 60).

¹H NMR (400 MHz, D₂O): δppm 8.32 (s, 1H), 7.42 (s, 1H), 6.61 (d, *J* = 8.7 Hz, 2H), 6.41 (d, *J* = 8.4 Hz, 2H), 6.19 (d, *J* = 6.5 Hz, 1H), 3.36 (s, 3H); ¹³C NMR (151 MHz, D₂O): δppm 173.77, 152.45, 150.29, 149.15, 138.43, 131.22, 127.33, 126.24, 125.45, 123.16, 114.33, 107.39, 107.39, 61.73 – 61.60, 14.69, 13.84; IR (KBr, cm⁻¹): 3202.47 (s), 2638.80 (m), 1642.19 (s), 1528.86 (s), 1449.54 (s), 1375.41 (s), 1282.98 (s), 1231.06 (s), 1174.84 (s), 1018.53 (s), 917.28 (s), 812.97 (s), 769.13 (s), 708.84 (s), 678.75 (s), 610.08 (s); MS (ESI): 263.89 (M+1); mp: 276° C.

5) Synthesis of 4-(3-Fluoro-2-methyl-phenylamino)-nicotinic acid (**5**)

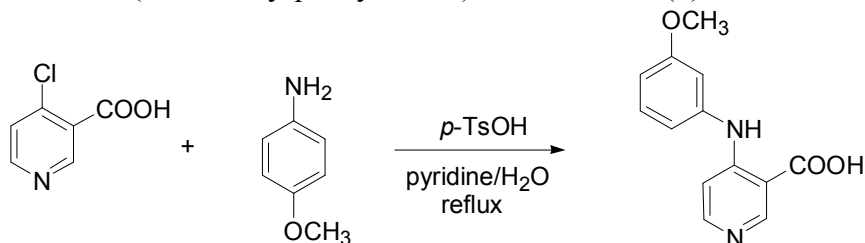


4-Chloronicotinic acid (0.219 g, 1.23 mmol) and 3-fluoro-2-methylaniline (0.153 g, 1.23 mmol) were suspended in pyridine (0.11 g, 1.23 mmol), *p*-TsOH (0.12 g, 0.615 mmol) in 10 mL of water was added to the mixture. The reaction was raised to 105 ° C. The resulting system was refluxed overnight and then it was cooled to room temperature. The solid precipitated from the reaction mixture was purified by trituration in EtOAc (0.11g, yield%: 37).

¹H NMR(600 MHz, D₂O): δ 8.64 (s, 1H), 7.45 (s, 1H), 6.96 (d, *J* = 34.8 Hz, 1H), 6.84 (s, 1H), 6.70 (s, 1H), 6.40 (s, 1H), 1.92 (s, 3H); ¹³C NMR: (151 MHz, D₂O): δ 173.9, 161.4, 152.3, 151.1, 149.8, 138.8, 126.3, 119.3, 118.3, 114.5, 110.0, 107.1, 8.71; IR (KBr, cm⁻¹): 3088.04 (m), 2473.73 (m), 1702.87 (s), 1647.33 (s), 1552.40 (s), 1518.63 (s), 1466.68 (s), 1349.04 (s), 1301.04 (s), 1222.83 (s), 1176.73 (s), 1148.83

(s), 819.22 (s), 787.43 (s), 751.01 (s), 680.33 (s); MS (ESI): 247.50 (M+1); mp: 243 °C.

6) Synthesis of 4-(4-Methoxy-phenylamino)-nicotinic acid (**6**)



4-chloronicotinic acid (1.51g, 9.52mmol) and 4-methoxyaniline (1.17g, 9.52 mmol) were suspended in pyridine (0.75 g, 9.53mmol), *p*-TsOH (0.9g, 4.76 mmol) in 20 mL of water and 6mL acetone was added to the mixture. The reaction was raised to 75 °C. The resulting system was refluxed overnight and then it was cooled to room temperature. The solid precipitated from the reaction mixture was purified by trituration in EtOAc (1.52g, yield%: 65).

¹H NMR (400 MHz, D₂O): δppm 8.32 (s, 1H), 7.42 (s, 1H), 6.61 (d, *J* = 8.7 Hz, 2H), 6.41 (d, *J* = 8.4 Hz, 2H), 6.19 (d, *J* = 6.5 Hz, 1H), 3.36 (s, 3H); ¹³C NMR (151 MHz, D₂O): δppm 173.98, 155.66, 153.08, 152.12, 150.95, 150.31, 149.13, 131.63, 125.54, 124.28, 114.98, 113.92, 106.98, 106.00, 55.77, 54.95; IR (KBr, cm⁻¹): 3106.33 (m), 2493.21 (m), 1653.25 (s), 1508.58 (s), 1293.63 (s), 1246.98 (s), 1217.37 (s), 1171.59 (s), 1022.64 (s), 888.01 (s), 809.91 (s), 749.78 (s), 710.24 (s), 678.44 (s), 649.03 (s), 618.11 (s); MS (ESI): 245.80 (M+1); mp: 275 °C.

2. Crystal Structure Determination

The crystal structures of 4-ANAs were determined by single-crystal X-ray diffraction. Data collection was carried out at 90 K on a Nonius kappaCCD diffractometer with MoK α radiation ($\lambda = 0.71073 \text{ \AA}$). Cell refinement and data reduction were done using SCALEPACK and DENZO-SMN. Structure solution and refinement were carried out using the SHELXS and SHELXL2016 programs, respectively.