Supporting Information

Cudraflavone B (1): ^{13}C-NMR (400 MHz, DMSO-d6), δ 160.8 (C-2), 106.8 (C-3), 181.7 (C-4), 104.1 (C-4a), 156.5 (C-5), 102.7 (C-6), 161.7 (C-7), 98.7 (C-8), 160.5 (C-8a), 27.9 (C-9), 27.6 (C-10), 77.99 (C-11), 131.1 (C-12), 121.3 (C-13), 17.2 (C-14), 119.9 (C-15), 131.2 (C-16), 25.3 (C-17), 23.5 (C-18), 114.1 (C-1′), 151.6 (C-2′), 100.4 (C-3′), 158.4 (C-4′), 110.7 (C-5′), 127.5 (C-6′).

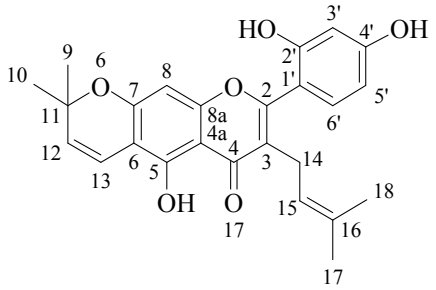

Morusingin L (2): ^{13}C-NMR (400 MHz, DMSO-d_6), δ 161.7 (C-2), 121.2 (C-3), 181.9 (C-4), 104.1 (C-4a), 160.4 (C-5), 102.7 (C-6), 158.4 (C-7), 98.7 (C-8), 151.7 (C-8a), 20.0 (C-9), 41.9 (C-10), 68.6 (C-11), 27.6 (C-12), 27.6 (C-13), 114.1 (C-14), 127.5 (C-15), 77.9 (C-16), 27.8 (C-17), 27.8 (C-18), 110.7 (C-1′), 131.0 (C-2′), 100.3 (C-3′), 160.9 (C-4′), 106.7 (C-5′), 156.4 (C-6′). ^{1}H-NMR (400 MHz, DMSO-d_6), δ 6.37 (1H, s, 8-H), 2.67 (2H, brs, 9-H), 1.58 (2H, m, 10-H), 1.13 (6H, s, 12 and 13-H), 6.68 (1H, d, 14-H), 5.83 (1H, d, 15-H), 1.39 (6H, s, 17 and 18-H), 6.60 (1H, d, 3′-H), 6.54 (1H, dd, 5′-H), 7.34 (1H, d, 2′-H).

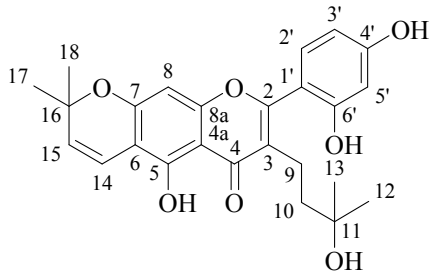

Cudraflavone C (3): ^{13}C-NMR (400 MHz , CD_3OD-d_4), δ 162.9 (C-2), 121.3 (C-3), 184.0 (C-4), 105.3 (C-4a), 160.8 (C-5), 111.6 (C-6), 163.6 (C-7), 93.8 (C-8), 157.1 (C-8a), 113.5 (C-1′), 157.9 (C-2′), 103.7 (C-3′), 161.8 (C-4′), 107.8 (C-5′), 132.6 (C-6′), 24.8 (C-9), 123.0 (C-10), 132.4 (C-11), 25.9 (C-12), 17.8 (C-13), 22.3 (C-14), 123.5 (C-15), 132.0 (C-16), 25.9 (C-17), 17.6 (C-18). ^{1}H-NMR (400 MHz, DMSO-d_6),

δ 13.01 (1H, s, 5-H), 6.13 (1H, s, 8-H), 6.33 (1H, d, 3′-H), 6.32 (1H, dd, 5′-H), 6.99 (1H, d, 6′-H), 3.01 (2H, d, 9-H), 5.01 (1H, t, 10-H), 1.30 (3H, s, 12-H), 1.47 (3H, s, 13-H), 3.24 (2H, brd, 14-H), 5.07 (1H, t, 15-H), 1.50 (3H, s, 17-H), 1.51 (3H, s, 18-H).

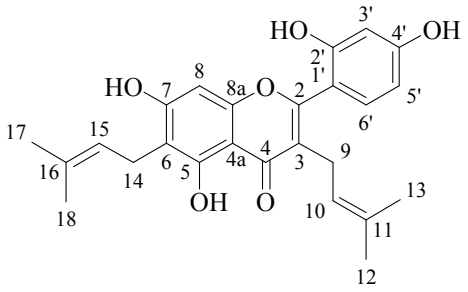

Kuwanon C (4): ^{13}C-NMR (400 MHz, CD_3OD-d_4), δ 161.9 (C-2), 121.4 (C-3), 184.1 (C-4), 105.4 (C-4a), 157.1 (C-5), 98.9 (C-6), 163.7 (C-7), 107.6 (C-8), 160.7 (C-8a), 24.8 (C-9), 123.0 (C-10), 132.5 (C-11), 25.8 (C-12), 17.8 (C-13), 22.3 (C-14), 123.5 (C-15), 132.1 (C-16), 25.9 (C-17), 17.7 (C-18), 113.6 (C-1′), 157.9 (C-2′), 103.8 (C-3′), 162.7 (C-4′), 107.9 (C-5′), 132.7 (C-6′). ^{1}H-NMR (400 MHz, DMSO-d_6), δ 13.34 (1H, s, 5-H), 6.49 (1H, d, 6-H), 7.03 (1H, d, 3′-H), 6.72 (1H, dd, 5′-H), 7.58 (1H, d, 6′-H), 3.40 (2H, d, 9-H), 5.92 (1H, t, 10-H), 1.61 (6H, s, 12 and 13-H), 1.81 (6H, d, 17 and 18-H), 4.10 (2H, d, 14-H), 5.97 (1H, t, 15-H).

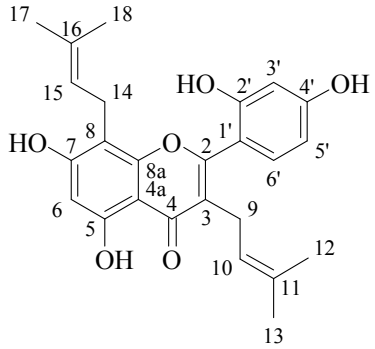

Austraone (5): ^{13}C-NMR (400 MHz, CD_3OD-d_4), δ 162.7 (C-2), 100.2 (C-3), 183.9 (C-4), 163.5 (C-5), 122.9 (C-6), 153.9 (C-7), 102.3 (C-8), 160.5 (C-9), 106.0 (C-10), 113.1 (C-1′), 162.0 (C-2′), 104.0 (C-3′), 157.9 (C-4′), 108.2 (C-5′), 132.3 (C-6′), 115.8 (C-1″), 128.2 (C-2″), 79.2 (C-3″), 28.4 (C-4″), 28.4 (C-5″), 21.4 (C-1‴), 43.1 (C-2‴), 71.5 (C-3‴), 28.8 (C-4‴), 28.8 (C-5‴). ^{1}H-NMR (400 MHz, CD_3OD-d_4), δ 6.11 (1H, s, 3-H), 6.40 (1H, s, 3′-H), 6.39 (1H, d, 5′-H), 7.11 (1H, d, 6′-H), 6.55 (1H, d, 1″-H),

5.54 (1H, d, 2″-H), 1.39 (6H, s, 4″ and 5″-H), 2.43 (2H, m, 1‴-H), 1.58 (2H, m, 2‴-H), 1.04 (6H, s, 4‴ and 5‴-H).

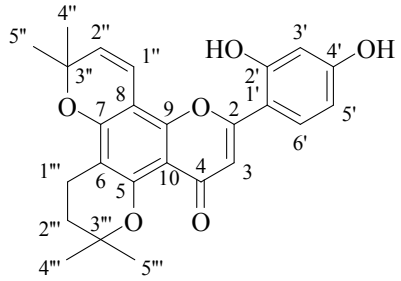

Morusin (6): ^{13}C-NMR (400 MHz, CD_3OD-d_4), δ 163.5 (C-2), 122.0 (C-3), 183.7 (C-4), 106.1 (C-4a), 163.4 (C-5), 100.3 (C-6), 160.4 (C-7), 101.9 (C-8), 153.8 (C-8a), 113.0 (C-1′), 162.0 (C-2′), 108.0 (C-3′), 158.0 (C-4′), 103.8 (C-5′), 132.5 (C-6′), 25.0 (C-1″), 122.8 (C-2″), 132.7 (C-3″), 25.9 (C-4″), 17.7 (C-5″), 115.8 (C-1‴), 128.0 (C-2‴), 79.0 (C-3‴), 28.4 (C-4‴), 28.4 (C-5‴). ^{1}H-NMR (400 MHz, CD_3OD-d_4), δ 6.12 (1H, s, 6-H), 6.41 (1H, brs, 3′-H), 6.38 (1H, d, 5′-H), 7.09 (1H, d, 6′-H), 3.09 (1H, d, 1″-H), 4.97 (1H, s, 2″-H), 1.48 (3H, s, 4″-H), 1.38 (3H, brs, 5″-H), 6.58 (2H, d, 1‴-H), 5.53 (1H, d, 2‴-H), 1.40 (3H ,brs, 4‴-H), 1.40 (3H, brs, 5‴-H).

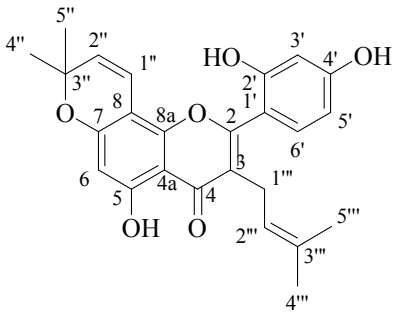

Mulberrofuran G (7): ^{13}C-NMR (400 MHz, CD_3OD-d_4), δ 156.9 (C-2), 102.2 (C-3), 123.1 (C-3a), 122.0 (C-4), 113.3 (C-5), 157.8 (C-6), 98.5 (C-7), 153.7 (C-7a), 131.6 (C-1′), 105.0 (C-2′), 155.8 (C-3′), 118.3 (C-4′), 157.3 (C-5′), 105.5 (C-6′), 133.9 (C-1″), 123.4 (C-2″), 37.7 (C-3″), 28.9 (C-4″), 35.5 (C-5″), 36.8 (C-6″), 23.0 (C-7″), 103.1 (C-8″), 114.0 (C-9″), 160.1 (C-10″), 104.2 (C-11″), 157.9 (C-12″), 107.3 (C-13″), 130.6 (C-14″), 117.4 (C-15″), 155.0 (C-16″), 104.6 (C-17″), 158.5 (C-18″), 110.1 (C-19″), 128.0 (C-20″). ^{1}H-NMR (400 MHz, CD_3OD-d_4), δ 6.86 (1H, s, 3-H),

7.28 (1H, d, 4-H), 6.67 (1H, dd, 5-H), 6.73 (1H, d, 7-H), 6.82 (1H, d, 2′-H), 6.83 (1H, d, 6′-H), 6.33 (1H, brs, 2″-H), 3.28 (1H, s, 3″-H), 3.24 (1H, s, 4″-H), 2.81 (1H, s, 5″-H), 2.62 (1H, dd, 6″-H), 1.97 (1H, dd, 6″-H), 1.72 (3H, s, 7″-H), 6.27 (1H, d, 11″-H), 6.07 (1H, dd, 13″-H), 7.06 (1H, d, 14″-H), 6.24 (1H, d, 17″-H), 6.39 (1H, dd, 19″-H), 7.03 (1H, d, 20″-H).

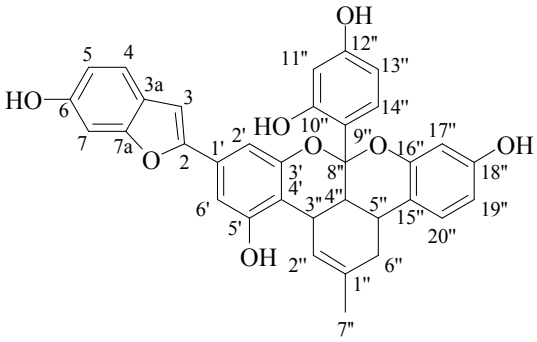

Mulberrofuran F (8): ^{13}C-NMR (400 MHz, CD_3OD-d_4), δ 155.4 (C-2), 102.3 (C-3), 123.0 (C-3a), 122.0 (C-4), 113.6 (C-5), 156.8 (C-6), 98.5 (C-7), 156.8 (C-7a), 131.5 (C-1′), 106.0 (C-2′), 154.0 (C-3′), 113.2 (C-4′), 158.3 (C-5′), 105.1 (C-6′), 134.1 (C-1″), 122.7 (C-2″), 35.9 (C-3″), 37.9 (C-4″), 29.1 (C-5″), 36.4 (C-6″), 23.9 (C-7″), 104.1 (C-8″), 116.7 (C-9″) , 155.5 (C-10″), 117.8 (C-11″), 157.9 (C-12″), 107.3 (C-13″), 128.0 (C-14″), 117.8 (C-15″), 153.0 (C-16″), 104.2 (C-17″), 158.0 (C-18″), 110.3 (C-19″), 126.3 (C-20″), 23.2 (C-21″), 124.0 (C-22″), 131.9 (C-23″), 17.9 (C-24″), 25.9 (C-25″). ^{1}H-NMR (400 MHz, CD_3OD-d_4), δ 6.93 (1H, d, 3-H), 7.25 (1H, d, 4-H), 6.64 (1H, dd, 5-H), 6.74 (1H, brs, 7-H) , 6.82 (1H, d, 2′-H), 6.74 (1H, brs, 6′-H), 6.34 (1H, brs, 2″-H), 3.57 (1H, m, 3″-H), 3.22 (1H, m, 4″-H), 3.22 (1H, m, 5″-H), 2.80-2.90 (2H, m, 6″-H), 1.71 (3H, s, 7″-H), 6.17 (1H, d, 13″-H), 7.17 (1H, d, 14″-H), 6.28 (1H, d, 17″-H), 6.39 (1H, dd, 19″-H), 7.02 (1H, d, 20″-H), 5.08 (2H, t, 21″-H), 3.26 (1H, s, 22″-H), 1.62 (3H, s, 24″-H), 1.48 (3H, s, 25″-H).

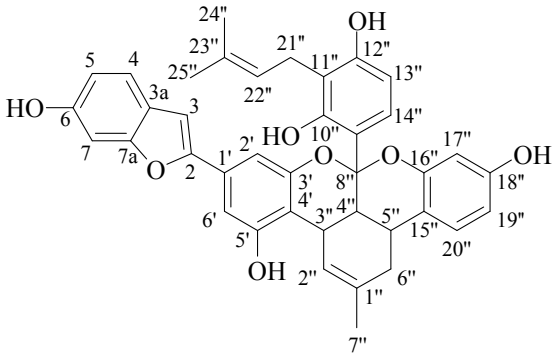

Moracenin B (9): ^{13}C-NMR (400 MHz, CD_3OD-d_4), δ 157.8 (C-2), 121.7 (C-3), 183.9 (C-4), 156.0 (C-5), 98.5(C-6), 161.1(C-7), 107.9 (C-8), 161.1 (C-9), 105.7 (C-10), 24.7 (C-11), 124.6 (C-12), 132.7 (C-13), 25.9 (C-14), 17.7 (C-15), 113.1 (C-1′), 161.8 (C-2′), 102.9 (C-3′), 162.5 (C-4′), 108.2 (C-5′), 132.6 (C-6′), 116.0 (C-1″), 165.7 (C-2″), 102.9 (C-3″), 165.9 (C-4″), 108.2 (C-5″), 133.5 (C-6″), 210.2 (C-7″), 39.1 (C-8″), 38.7 (C-9″), 134.3 (C-10″), 23.1 (C-11″), 123.0 (C-12″), 39.1 (C-13″), 49.6 (C-14″), 120.0 (C-15″), 157.2 (C-16″), 102.2 (C-17″), 156.8 (C-18″), 108.6 (C-19″), 130.3 (C-20″).

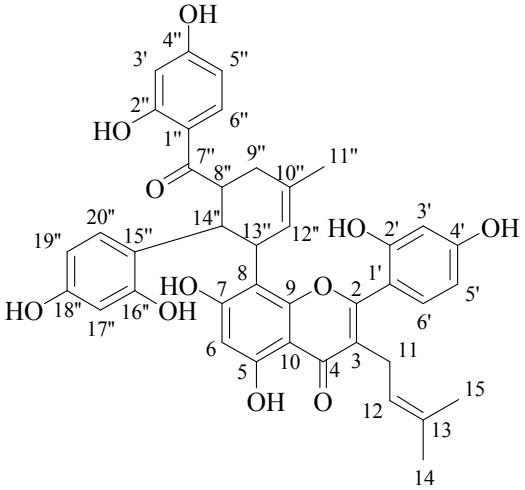

Kuwanon H (10): ^{13}C-NMR (400 MHz, CD_3OD-d_4), δ 161.7 (C-2), 121.6 (C-3), 183.9 (C-4), 105.7 (C-4a), 157.8 (C-5), 98.6 (C-6), 161.1 (C-7), 107.4 (C-8), 162.6 (C-8a), 24.7 (C-9), 123.0 (C-10), 132.7 (C-11), 25.9 (C-12), 17.7 (C-13), 113.8 (C-1'), 156.9 (C-2'), 103.7 (C-3'), 161.7 (C-4'), 107.9 (C-5'), 131.6 (C-6'), 134.4 (C-1"), 124.6 (C-2"), 39.1 (C-3", 5", 6"), 49.8 (C-4"), 23.2 (C-7"), 210.3 (C-8"), 115.3 (C-9"), 163.1 (C-10"), 115.7 (C-11"), 162.6 (C-12"), 107.4 (C-13"), 131.2 (C-14"), 123.7 (C-15"), 156.9 (C-16"), 103.6 (C-17"), 157.8 (C-18"), 108.7 (C-19"), 132.7 (C-20"), 22.3 (C-

21"), 123.7 (C-22"), 132.7 (C-23"), 25.9 (C-24"), 17.8 (C-25"). ^{1}H-NMR (400 MHz, CD_3OD-d_4), δ 6.07 (1H, s, H-6), 5.14 (1H, t, H-10), 1.63 (3H, s, H-12), 1.44 (3H, s, H-13), 5.18 (1H, brs, H-2"), 6.74 (1H, brs, H-3"), 4.34 (1H, brd, H-3"), 4.91 (1H, brs, H-4"), 3.34 (1H, m, H-5"), 6.49 (1H, s, H-3'), 6.46 (1H, d, H-5'), 1.96 (1H, brd, H-6"-a), 2.33 (1H, t, H-6"-b), 7.14 (1H, d, H-6'), 1.66 (3H, s, H-7"), 5.92 (1H, d, H-13"), 7.36 (1H, t, H-14"), 6.14 (1H, brs, H-17"), 6.09 (1H, brd, H-19"), 7.12 (1H, d, H-20"), 3.10 (4H, d, H-9, 21"), 5.18 (1H, t, H-22"), 1.47 (3H, s, H-24"), 1.59 (3H, s, H-25").

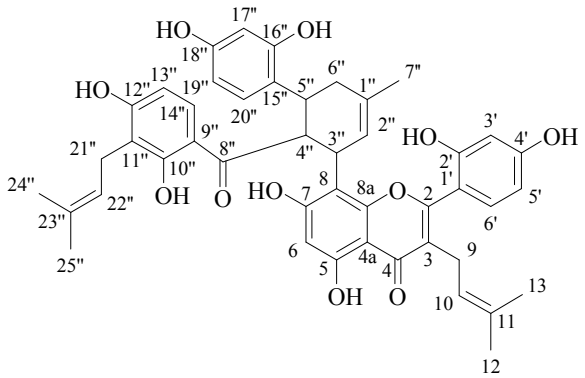

Morcin M (11): ^{13}C-NMR (400 MHz, CD_3OD-d_4), δ 153.9 (C-2), 97.4 (C-3), 120.7 (C-3a), 121.1 (C-4), 112.4 (C-5), 155.6 (C-6), 102.6 (C-7), 155.2 (C-7a), 131.6 (C-1′), 103.0 (C-2′), 101.5 (C-4′), 158.7 (C-3′ and 5′). ^{1}H-NMR (400 MHz, DMSO-d_6), δ 7.07 (1H, brs, 3-H), 7.39 (1H, d, 4-H), 6.73 (1H, d, 5-H), 6.92 (1 H, d, H-7), 6.67 (1H, d, 2′-H), 6.20 (1H, s, 4′-H), 6.67 (1H, d, 6′-H).

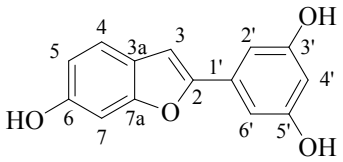

Cathafuran B (12): ^{13}C-NMR (400 MHz, CD_3OD-d_4), δ 156.3 (C-2), 105.8 (C-3), 122.8 (C-3a), 119.3 (C-4), 112.9 (C-5), 153.5 (C-6), 112.6 (C-7), 155.7 (C-7a), 133.3 (C-1′), 118.7 (C-2′), 157.8(C-3′), 103.7 (C-4′), 156.8 (C-5′), 107.8 (C-6′), 26.6 (C-1″), 125.4 (C-2″), 131.3 (C-3″), 18.1 (C-4″), 26.6 (C-5″), 23. 6 (C-1‴), 123.7 (C-2‴), 132.1 (C-3‴), 18.1 (C-4‴), 26.6 (C-5‴). ^{1}H-NMR (400 MHz, CD_3OD-d_4), δ 6.57 (1H, s, 3-H), 7.09 (1H, d, 4-H), 6.75 (1H, d, 5-H), 6.27 (1H, d, 2′-H), 6.66 (1H, d, 4′-H), 3.38 (2H, d, 1″-H), 5.30 (1H, brt, 2″-H), 1.85 (3H, t, 4″-H), 1.73 (3H, s, 5″-H), 3.50

(2H, d, 1′′′-H), 5.40 (1H, brt, 2′′′-H), 1.77 (3H, s ,4′′′-H), 1.73 (3H, s, 5′′′-H).