

## Supporting Information

### Efficient transformation of CO<sub>2</sub> into quinazoline-2,4(1*H*,3*H*)-diones at room temperature catalyzed by ZnI<sub>2</sub>/NEt<sub>3</sub> system

Shangqing Chen<sup>a</sup>, Zheng Wang<sup>a</sup>, Jiayin Hu<sup>a\*</sup>, Yafei Guo<sup>a</sup> and Tianlong Deng<sup>a,b\*</sup>

[a] Tianjin Key Laboratory of Brine Chemical Engineering and Resource Eco-utilization, College of Chemical Engineering and Materials Science, Tianjin University of Science and Technology, Tianjin 300457, China

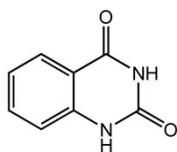
[b] College of Marine and Environmental Science, Tianjin University of Science and Technology, Tianjin 300457, China.

E-mail: hujiayin@tust.edu.cn; tldeng@tust.edu.cn; Tel: +86-22-60602963

## Contents

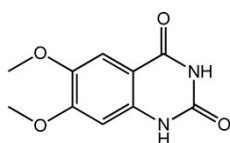
1. NMR data.....	1
------------------	---

## 1. The $^1\text{H}$ and $^{13}\text{C}$ NMR data for products 2a-2e.



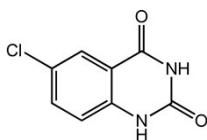
### Quinazoline-2,4(1H,3H)-dione (2a).

$^1\text{H}$  NMR (400 MHz, DMSO)  $\delta$  11.20 (s, 2H), 7.87 (dd,  $J$  = 8.3, 1.4 Hz, 1H), 7.69 - 7.53 (m, 1H), 7.16 (t,  $J$  = 7.3 Hz, 2H).  $^{13}\text{C}$  NMR (101 MHz, DMSO)  $\delta$  163.33, 150.81, 141.41, 135.42, 127.42, 122.76, 115.82, 114.81.



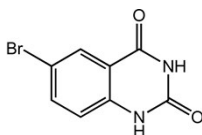
### 6,7-Dimethoxyquinazoline-2,4(1H,3H)-dione (2b).

$^1\text{H}$  NMR (400 MHz, DMSO)  $\delta$  11.02 (s, 2H), 7.24 (s, 1H), 6.67 (s, 1H), 3.79 (d,  $J$  = 16.5 Hz, 6H).  $^{13}\text{C}$  NMR (101 MHz, DMSO)  $\delta$  162.89, 155.36, 150.87, 145.48, 137.03, 107.61, 106.66, 98.23, 56.27, 56.17.



### 6-Chloroquinazoline-2,4(1H,3H)-dione (2c).

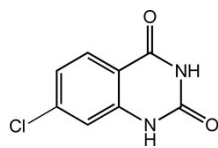
$^1\text{H}$  NMR (400 MHz, DMSO)  $\delta$  11.35 (s, 2H), 7.80 (d,  $J$  = 2.4 Hz, 1H), 7.67 (dd,  $J$  = 8.7, 2.5 Hz, 1H), 7.17 (d,  $J$  = 8.7 Hz, 1H).  $^{13}\text{C}$  NMR (101 MHz, DMSO)  $\delta$  162.33, 150.58, 140.33, 135.27, 126.69, 126.38, 118.06, 116.27.



### 6-Bromoquinazoline-2,4(1H,3H)-dione (2d).

$^1\text{H}$  NMR (400 MHz, DMSO)  $\delta$  11.36 (d,  $J$  = 64.8 Hz, 2H), 7.91 (d,  $J$  = 19.5 Hz, 1H), 7.79 (s, 1H), 7.23 - 6.99 (m, 1H).  $^{13}\text{C}$  NMR (101 MHz, DMSO)  $\delta$  162.27, 150.54, 140.55, 137.96, 129.45,

118.28, 116.73, 114.27.



**7-Chloroquinazoline-2,4(1*H*,3*H*)-dione (2e).**

<sup>1</sup>H NMR (400 MHz, DMSO) δ 11.31 (s, 2H), 7.86 (d, *J* = 8.4 Hz, 1H), 7.31 - 7.03 (m, 2H). <sup>13</sup>C NMR (101 MHz, DMSO) δ 162.65, 150.84, 142.80, 139.69, 129.47, 122.79, 115.31, 113.84.