

Supporting Information

Inkjet-Printed Polymer-based Electrochromic and Electrofluorochromic Dual-mode Displays

Manuel Pietsch,^{a,b,d} Tobias Rödlmeier,^{a,b} Stefan Schliske,^{a,b} Johannes Zimmermann,^{a,b} Carlos Romero-Nieto^{c,d,e*} and Gerardo Hernandez-Sosa^{a,b,d*}

^a Light Technology Institute, Karlsruhe Institute of Technology, Engesserstr. 13, 76131 Karlsruhe; Germany

^b InnovationLab, Speyererstr. 4, 69115 Heidelberg; Germany

^c Institute of Organic Chemistry, University Heidelberg, Im Neuenheimer Feld 270, 69129 Heidelberg; Germany

^d HEiKA – Heidelberg Karlsruhe Research Partnership, Heidelberg University, Karlsruhe Institute of Technology (KIT); Germany

^e Faculty of Pharmacy, University of Castilla-La Mancha, Calle Almansa 14 – Edif. Bioincubadora, 02008, Albacete, Spain

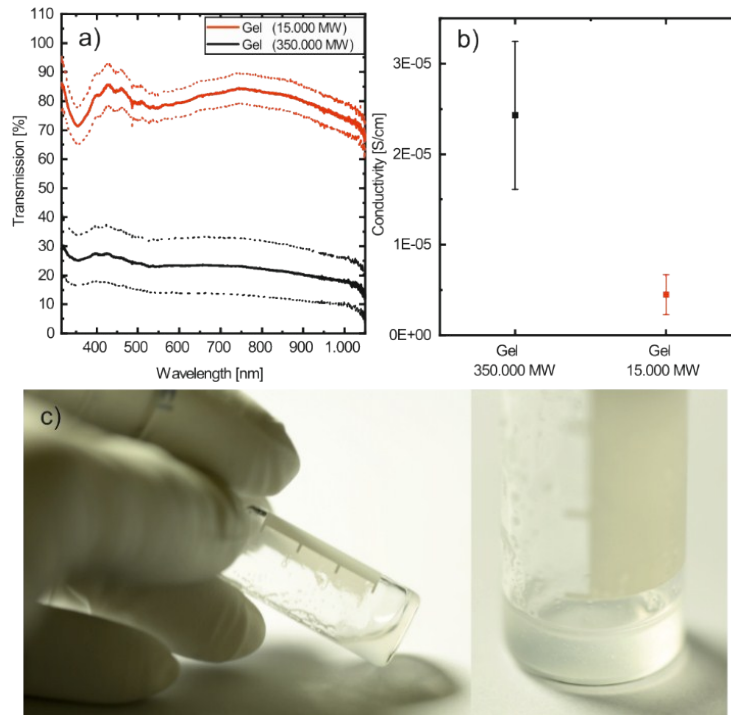


Figure S1: a) Transmittance and b) conductivity of polymer electrolytes with different molecular weights. c) Pictures of the used electrolyte.

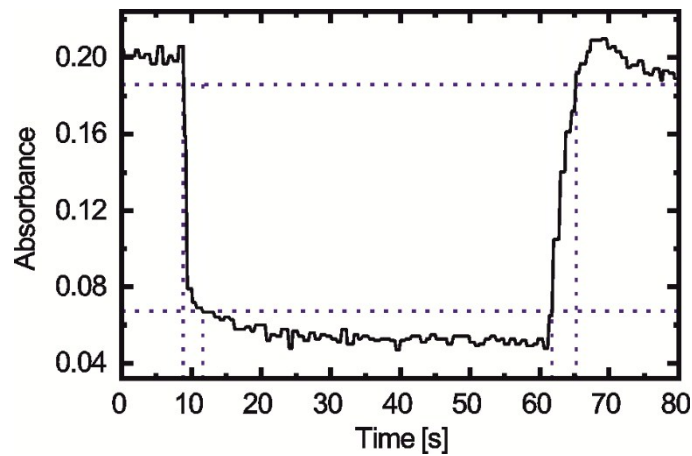


Figure S2: Change of absorbance in the EFCDs with PIF8-TAA under oxidation and reduction. The dotted lines show the values for calculating the switching time.

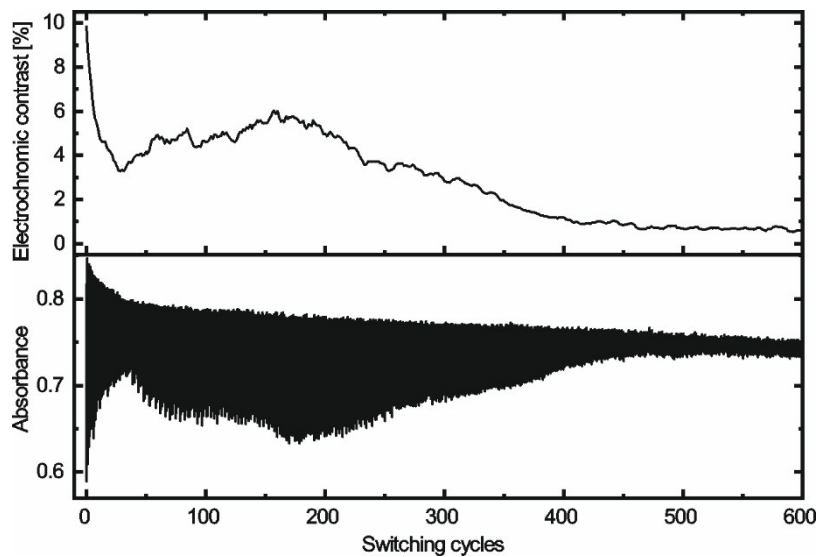


Figure S3: Electrochromic contrast and the change in absorbance at a wavelength of 395nm over 600 cycles with a period of 40s

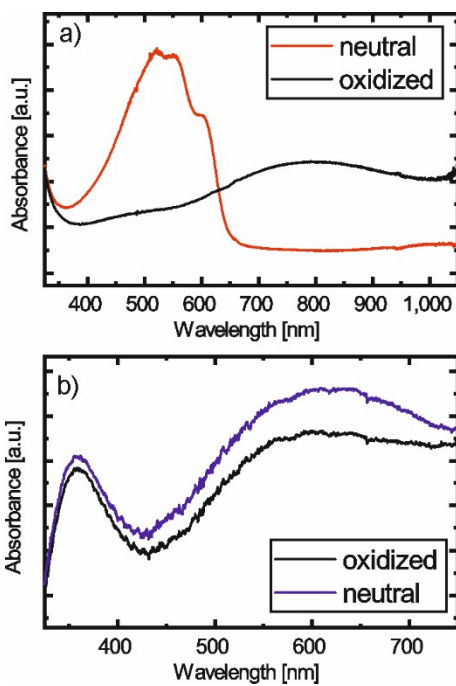


Figure S4: Absorption spectra of single a) P3HT and b) PEDOT in their neutral and oxidized forms.

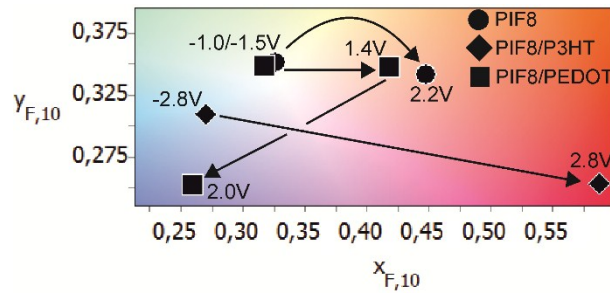


Figure S5: CIE coordinates of all the different devices.

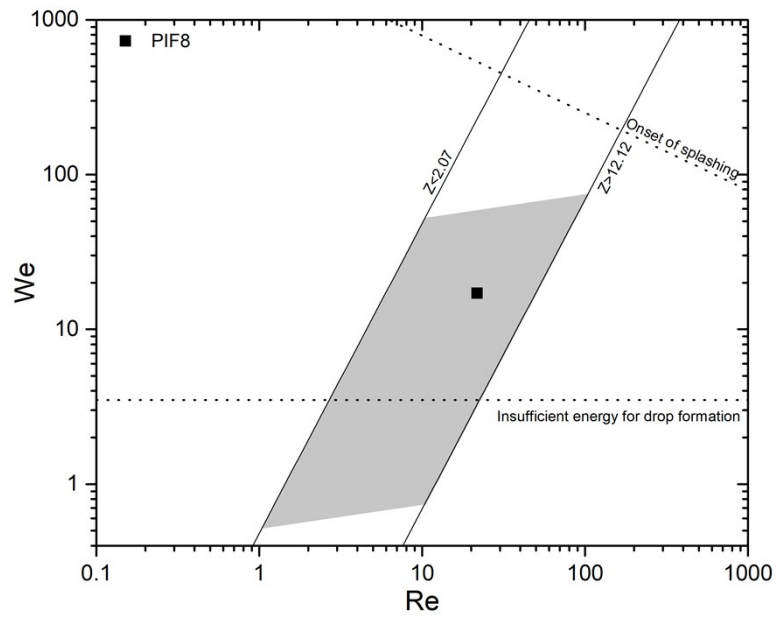


Figure S6: Reynolds and Weber number of the PIF8-TAA ink and the theoretical printability window (grey).




Figure S7: Printed electrofluorochromic logos of our institutions.