

Supporting information

Boron nitride multiwall nanotubes decorated with BN nanosheets

Mikhael Bechelany, Arnaud Brioude, Samuel Bernard, Pierre Stadelmann, David Cornu and Philippe

Miele




Figure S1. SEM images at different magnifications of BN powder obtained when experiments are conducted without amorphous carbon




Figure S2. SEM image of BN powder obtained when experiments are conducted without carbon source




Figure S3. SEM image of nanostructured carbon coating formed on the condensation plate