

Supporting Information

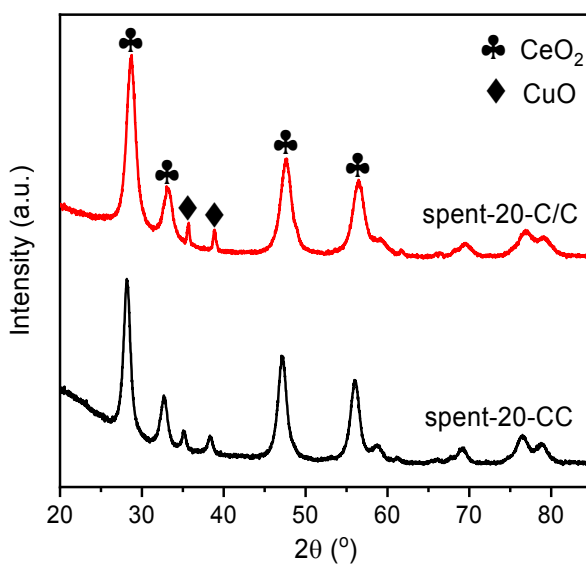
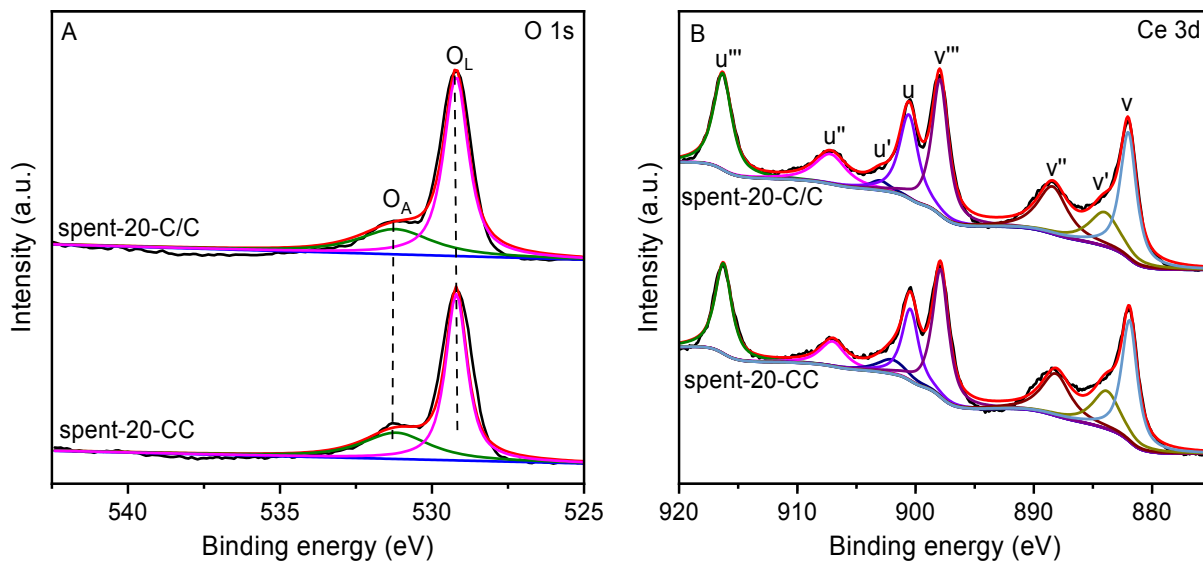


Fig. S1 XRD patterns of the spent CuO-CeO_2 catalysts.



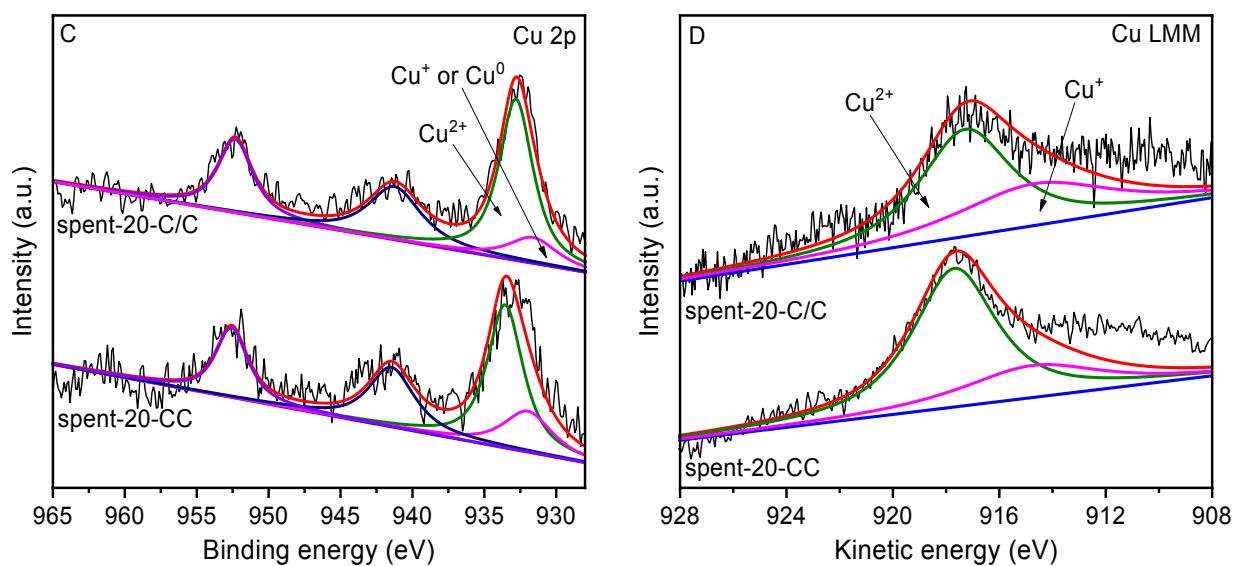


Fig. S2 XPS spectra of the spent CuO-CeO₂ catalysts: (A) O 1s, (B) Ce 3d, (C) Cu 2p, and (D) Cu LMM.

Table S1 XPS data measured for the spent CuO-CeO₂ catalysts

Sample	Atomic ratio / %			Content of component / at. %		
	O _A /(O _A +O _L)	Ce ³⁺ /(Ce ³⁺ +Ce ⁴⁺)	Cu ⁺ /(Cu ⁺ +Cu ²⁺)	O	Ce	Cu
spent-20-CC	33.2	14.7	20.3	70.9	18.2	10.9
spent-20-C/C	29.3	12.5	13.2	69.7	22.8	7.5