

# Supporting Information

## Synthesis and characterization of heterometallic molecular triangles using ambidentate linker: Self-selection of single linkage isomer

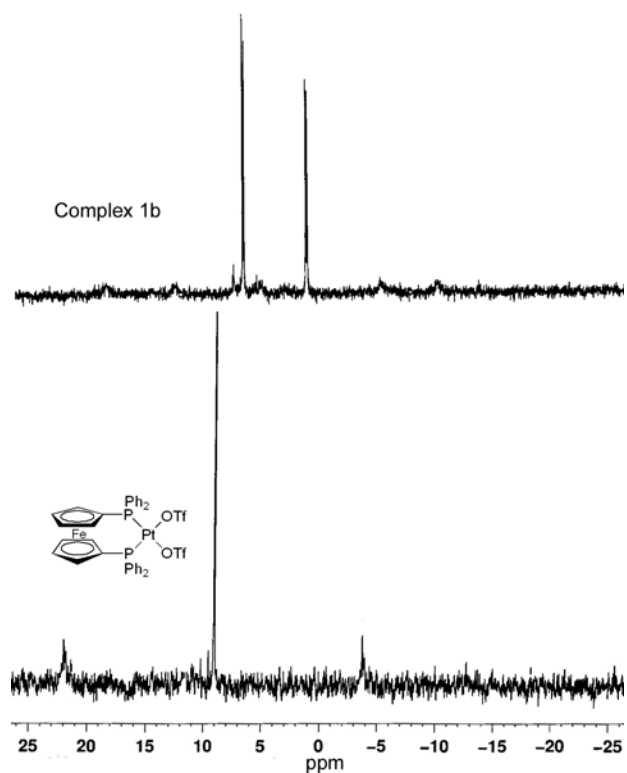
Arun Kumar Bar, Rajesh Chakrabarty, Ki-Whan Chi, Stuart R. Batten, and Partha Sarathi Mukherjee\*

### *Preparation of cis-(dppf)Pd(OTf)<sub>2</sub>*

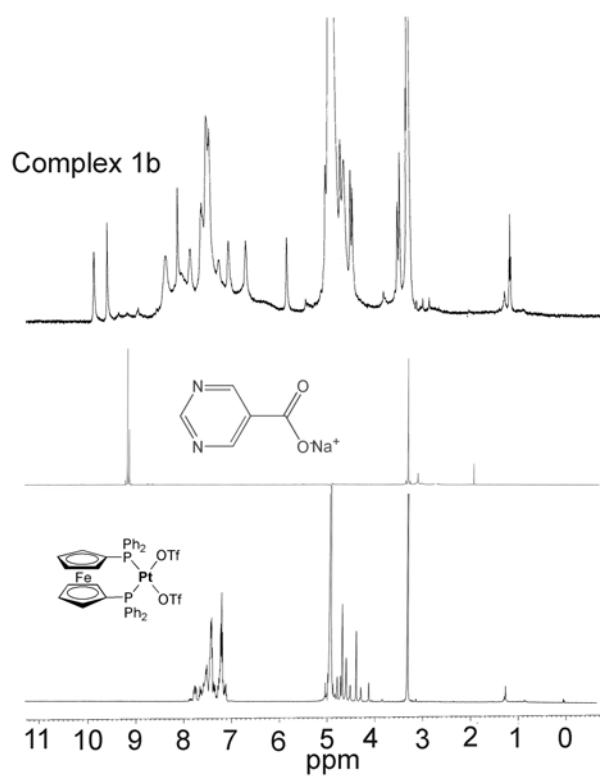
The *cis*-(dppf)Pd(OTf)<sub>2</sub> was prepared using standard Schlenk technique by treating the *cis*-(dppf)PtCl<sub>2</sub> with 2. equivalents CF<sub>3</sub>SO<sub>3</sub>Ag at room temperature in dry CH<sub>2</sub>Cl<sub>2</sub> under N<sub>2</sub> atmosphere for 16 hours stirring in absence of light. The precipitated AgCl was removed by filtration and the product was isolated as deep blue solid by adding diethyl ether to the concentrated filtrate. Yield: 80%. <sup>31</sup>P{<sup>1</sup>H}: δ = 46.3 ppm in CDCl<sub>3</sub>.

### *Preparation of cis-(dppf)Pt(OTf)<sub>2</sub>*

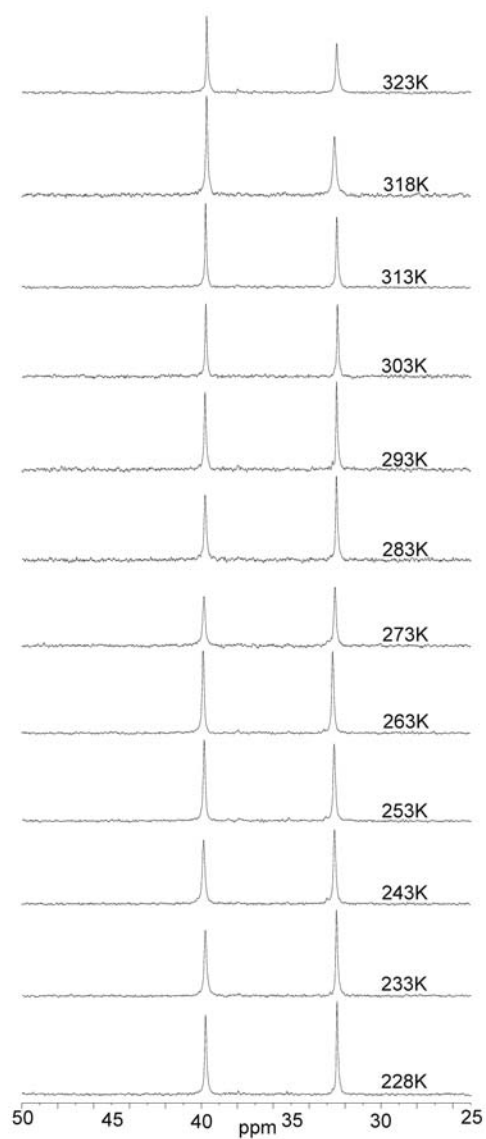
The *cis*-(dppf)Pt(OTf)<sub>2</sub> was prepared using standard Schlenk technique by treating the *cis*-(dppf)PtCl<sub>2</sub> with 2.3 equivalents CF<sub>3</sub>SO<sub>3</sub>Ag at room temperature in dry CH<sub>2</sub>Cl<sub>2</sub> under N<sub>2</sub> atmosphere for overnight in absence of light. The precipitated AgCl was removed by filtration and the product was isolated as orange solid by adding diethyl ether to the concentrated filtrate. Yield: 76%. <sup>31</sup>P{<sup>1</sup>H}: δ = 9.4 ppm in CDCl<sub>3</sub>.



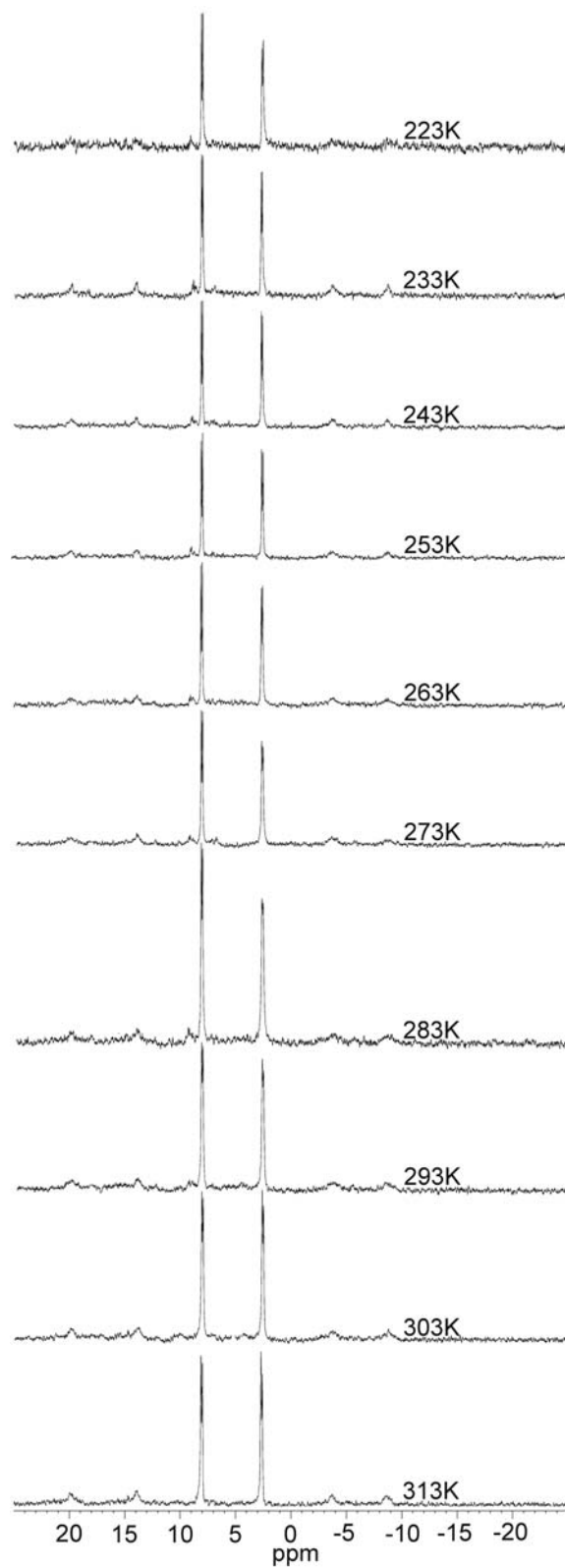
**Fig. S1.**  $^{31}\text{P}$  NMR spectrum of **1b** and *cis*-(dppf)Pt(OTf) $_2$  in CD $_3$ OD.



**Fig. S2.**  $^1\text{H}$  NMR (400 MHz,  $\text{CD}_3\text{OD}$ , 293 K) spectrum of **1a**, Sodium 5-pyrimidine carboxylate and *cis*-(dppf)Pd(OTf) $_2$ .



**Fig. S3.** Variable temperature  $^{31}\text{P}$  NMR spectra of **1a** in  $\text{CD}_3\text{OD}$



**Fig. S4.** Variable temperature  $^{31}\text{P}$  NMR spectra of **1b** in  $\text{CD}_3\text{OD}$ .