

Electronic Supporting Informations

Kinetics and mechanism of NO production in the [Ru^{III}(edta)(H₂O)]⁻ mediated oxidation of L-arginine with H₂O₂

Debabrata Chatterjee,* Sarita Ghosh and Ujjawal Pal

Chemistry Group, Central Mechanical Engineering Research Institute,
Council of Scientific & Industrial Research
MG Avenue, Durgapur -713209, INDIA

SI 1. Rate data for the reaction of [Ru^{III}(edta)(OH)]²⁻ with Arg as a function of [Arg] at 17.1 °C

[Arg]	k _{obs} , s ⁻¹	k _f , M ⁻¹ s ⁻¹	k _r , s ⁻¹
1 x 10 ⁻³ M	0.0113	7.7 ± 0.2	0.0036 ± 0.00055
2 x 10 ⁻³ M	0.0196		
3 x 10 ⁻³ M	0.0264		
4 x 10 ⁻³ M	0.0342		
5 x 10 ⁻³ M	0.0428		

SI 2. Rate data for the reaction of [Ru^{III}(edta)(OH)]²⁻ with Arg as a function of [Arg] at 24.7 °C

[Arg]	k _{obs} , s ⁻¹	k _f , M ⁻¹ s ⁻¹	k _r , s ⁻¹
1 x 10 ⁻³ M	0.0127	10.4 ± 0.3	0.002 ± 0.0005
2 x 10 ⁻³ M	0.0222		
3 x 10 ⁻³ M	0.0328		
4 x 10 ⁻³ M	0.0422		
5 x 10 ⁻³ M	0.0546		

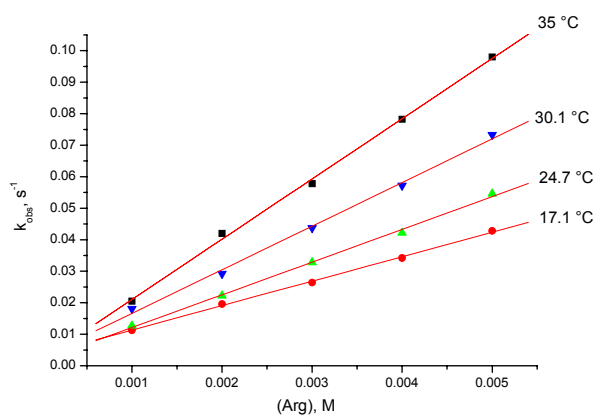
SI 3. Rate data for the reaction of [Ru^{III}(edta)(OH)]²⁻ with Arg as a function of [Arg] at 30.1 °C

[Arg]	k _{obs} , s ⁻¹	k _f , M ⁻¹ s ⁻¹	k _r , s ⁻¹
1 x 10 ⁻³ M	0.0181	13.8 ± 0.5	0.0028 ± 0.00156
2 x 10 ⁻³ M	0.0292		
3 x 10 ⁻³ M	0.0438		
4 x 10 ⁻³ M	0.0572		
5 x 10 ⁻³ M	0.0733		

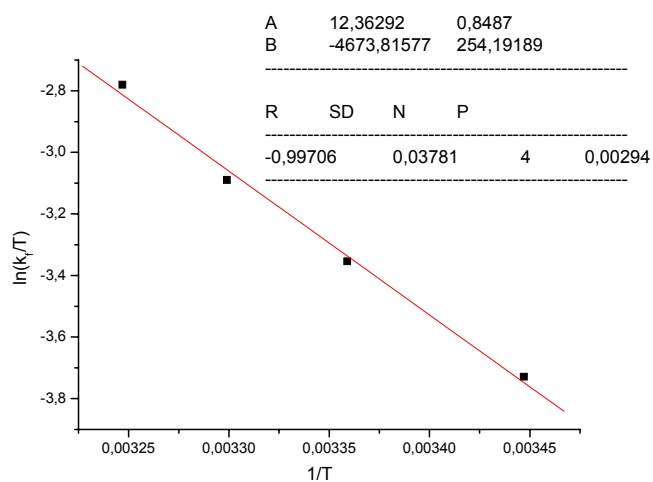
SI 4. Rate data for the reaction of [Ru^{III}(edta)(OH)]²⁻ with Arg as a function of [Arg] at 35.0 °C

[Arg]	k _{obs} , s ⁻¹	k _f , M ⁻¹ s ⁻¹	k _r , s ⁻¹
1 x 10 ⁻³ M	0.0205	19.1 ± 0.5	0.0031 ± 0.00156
2 x 10 ⁻³ M	0.042		
3 x 10 ⁻³ M	0.0578		
4 x 10 ⁻³ M	0.0782		
5 x 10 ⁻³ M	0.0981		

SI 5. Plot of k_{obs} vs. $[\text{Arg}]$ at four different temperatures for the reaction of $[\text{Ru}^{\text{III}}(\text{edta})(\text{OH})]^{2-}$ with Arg as a function of $[\text{Arg}]$. $[\text{Ru}^{\text{III}}(\text{edta})(\text{H}_2\text{O})]^{2-} = 1 \times 10^{-4} \text{ M}$, pH = 9.1 (phosphate buffer)

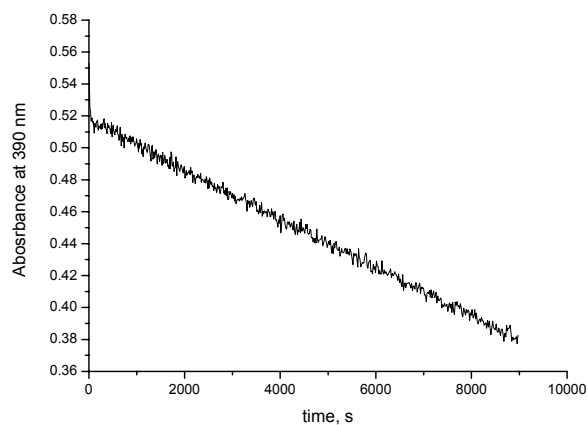


SI 6. Eyring plot ($\ln(k_f/T)$ vs. $1/T$) for determination of activation parameters for the reaction of $[\text{Ru}^{\text{III}}(\text{edta})(\text{OH})]^{2-}$ with Arg at pH = 9.1



$$\Delta H^\ddagger = 39 \pm 2 \text{ kJ.mole}^{-1}, \quad \Delta S^\ddagger = -128 \pm 6 \text{ J.deg}^{-1}.\text{mole}^{-1}$$

SI 7. Time vs. absorbance (at 390 nm) plot for the decomposition of $[\text{Ru}(\text{edta})\text{O}]^-$ at pH 9.1 (0.1 M phosphate buffer). $[\text{Ru}^{\text{III}}(\text{edta})(\text{OH})]^{2-} = 1 \times 10^{-4} \text{ M}$, $[\text{H}_2\text{O}_2] = 5 \times 10^{-4} \text{ M}$



SI 8. Plot of k'_{obs} vs. $[\text{Arg}]$ for the oxidation of L-arginine by $[\text{Ru}^{\text{V}}(\text{edta})(\text{O})]^-$ at 35 °C and pH = 9.1. $[\text{Ru}^{\text{III}}(\text{edta})(\text{OH})]^{2-} = 1 \times 10^{-4} \text{ M}$, $[\text{H}_2\text{O}_2] = 5 \times 10^{-4} \text{ M}$

