

Combing DNAzyme with Single-walled Carbon Nanotubes for Detection of Pb(II) in Water

Jingjing Yao^a, Jishan Li^{a,b}, Jeremy Owens^c, and Wenwan Zhong^{a,*}

^a Department of Chemistry, University of California, Riverside, Riverside, CA 92507, USA, Tel: +1-951-827-4925; Fax: +1-951-827-4713;

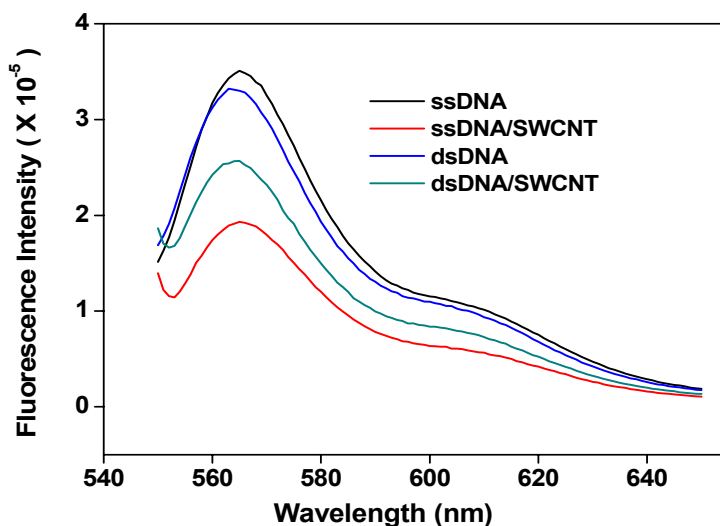
Email: wenwan.zhong@ucr.edu

^b College of Chemistry and Chemical Engineering, State Key Laboratory for Chemo/Biosensing and Chemometrics, Hunan University, Changsha, 410082, P.R. China

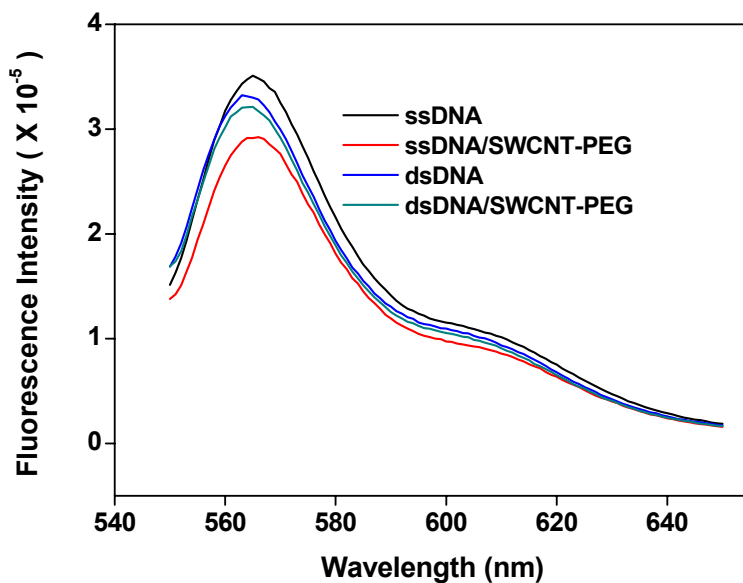
^c Department of Earth Sciences, University of California, Riverside, Riverside, CA 92507

Figure S1 Fluorescence spectra of Cy3-ssDNA and Cy3-dsDNA without any SWCNT or with a) SWCNT, b) SWCNT-PEG, c) SWCNT-COOH, at 4.2 µg/mL.

(a)



(b)



(c)

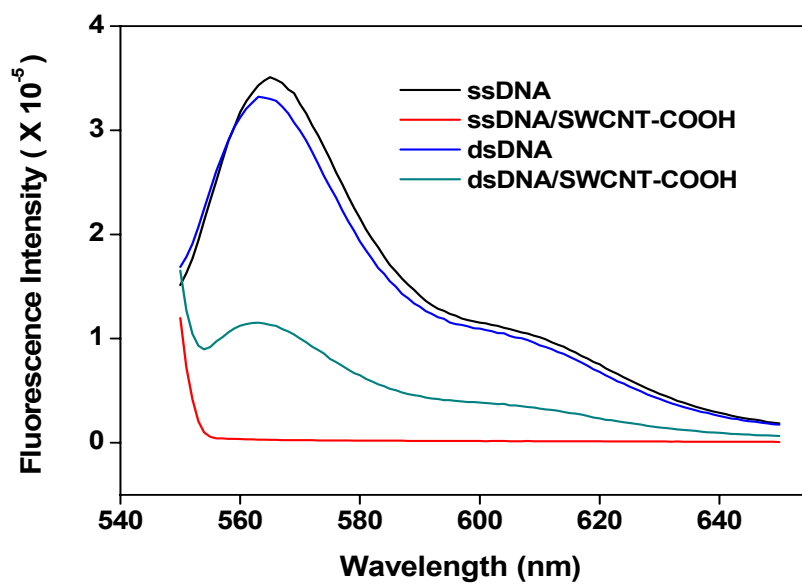


Table S1. Metal contents in tap water samples measured by ICP-MS or ICP-AES.

Metal concentration (nM) (n=2)	Riverside Household water (Measured by ICP-MS)	UCR Lab tap water (Measured by ICP-AES)
Mg (μM)	10.5 \pm 1.2	729 \pm 9.1
Mn	Not detected	170 \pm 0.0
Co	Not detected	Not detected
Ni	Not detected	38.1 \pm 0.0
Zn (μM)	4.1 \pm 0.0	14.5 \pm 0.2
Cd	Not detected	Not detected
Pb	14.3 \pm 0.0	193 \pm 0.1