

*Supporting Information*

**Well-defined diblock brush polymer-drug conjugates for sustained  
delivery of paclitaxel**

Jiong Zou,<sup>a</sup> Yun Yu,<sup>a</sup> Yukun Li,<sup>a</sup> Wei Ji,<sup>b</sup> Chih-Kuang Chen,<sup>a</sup> Wing-Cheung Law,<sup>b</sup> Paras N.

Prasad,<sup>b</sup> and Chong Cheng\*<sup>a</sup>

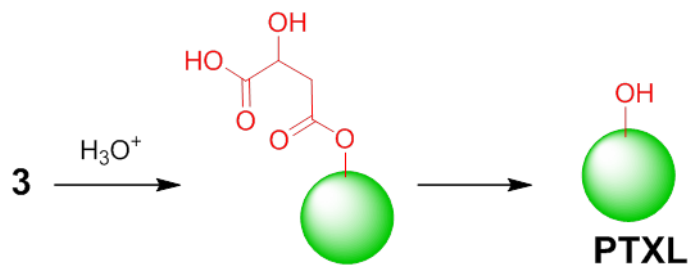
<sup>a</sup> *Department of Chemical and Biological Engineering, University at Buffalo, The  
State University of New York, Buffalo, New York 14260, USA.*

<sup>b</sup> *Institute for Lasers, Photonics and Biophotonics, and Department of Chemistry,  
University at Buffalo, the State University of New York, Buffalo, NY 14260, USA.*

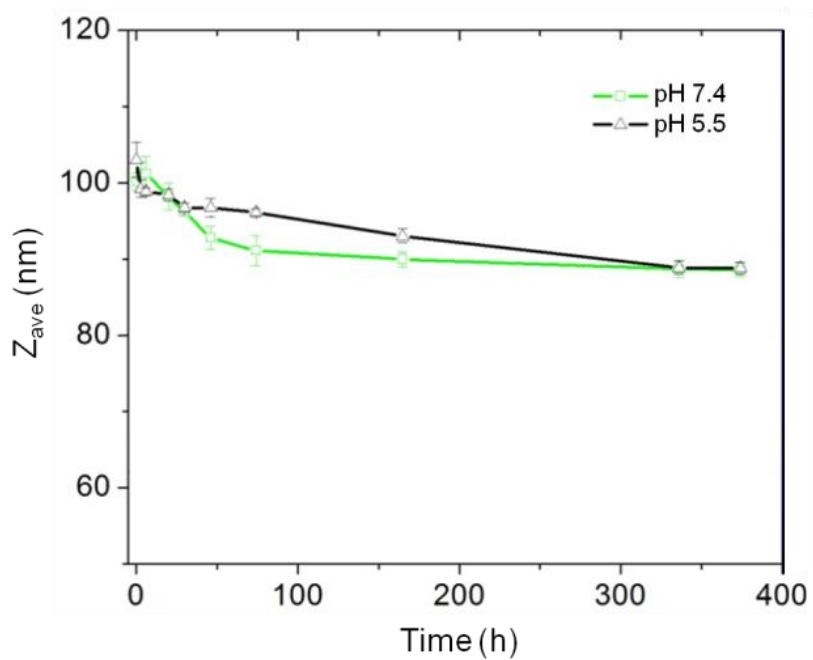
\*Author to whom correspondence should be addressed:

Tel: (716)645-1193; Fax: (716)645-3822; Email: [ccheng8@buffalo.edu](mailto:ccheng8@buffalo.edu) (C. Cheng)

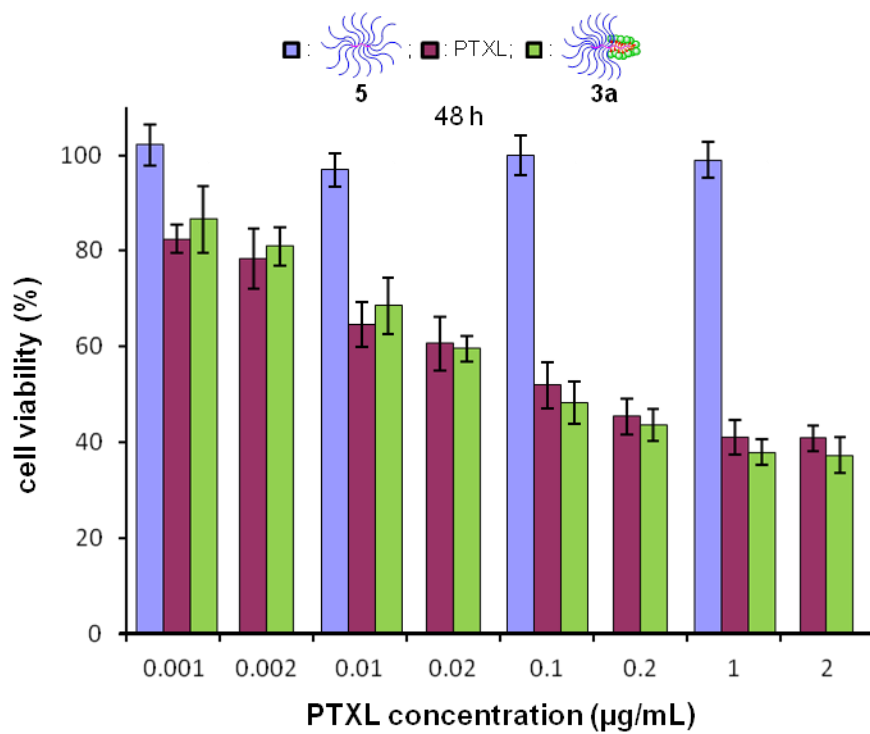
## Supporting Figures



**Fig. S1** Drug release from BPDCs **3**



**Fig. S2** DLS monitoring of  $Z_{\text{ave}}$  values of BPDC **3a** in pH 7.4 and pH 5.5 phosphate buffer solutions.



**Fig. S3** Cytotoxicity of diblock BPDC **3a** against MCF-7 breast cancer cells after 48 h of incubation (free PTXL and PEG-based brush polymer **5** as controls; **5** was in the PEG concentrations as **3a**).