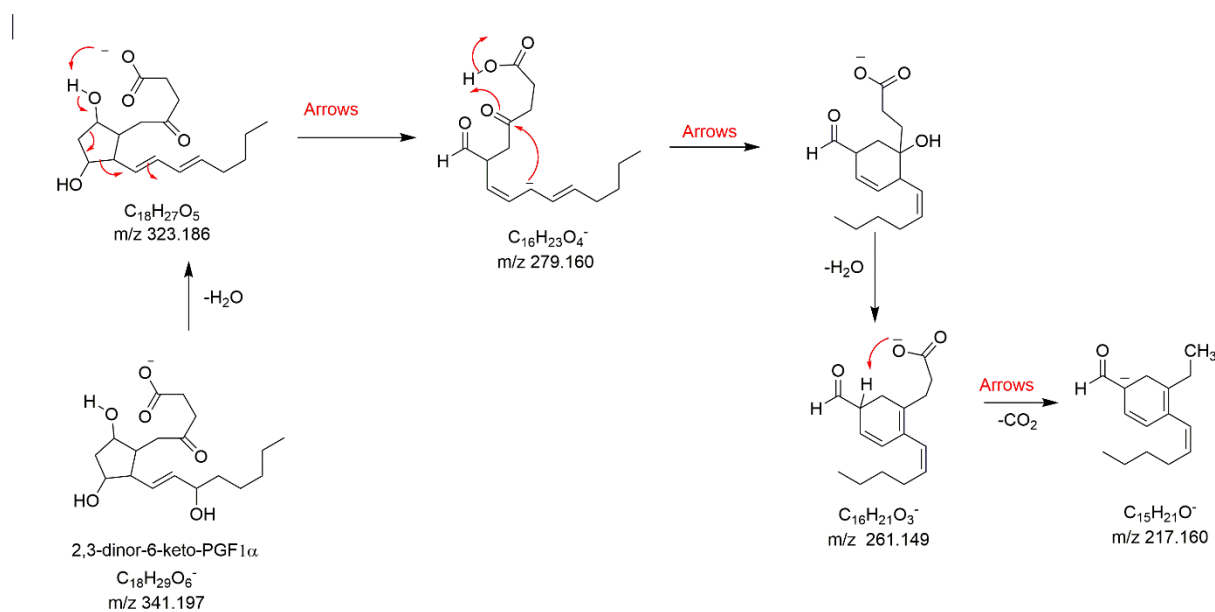


Corrections for *Tandem Mass Spectrometry of Lipids: Molecular Analysis of Complex Lipids*

© The Royal Society of Chemistry 2015

There is an error in the print copy of the book on page 145. Section 5.5.3 cites Schemes 5.11 and 5.12. These should be Schemes 5.14 and 5.15.

The following figures contained errors in the print version of the book: Scheme 2.18, Figure 5.6, Scheme 5.38 and Scheme 5.39. The corrected figures are below.



Scheme 2.18

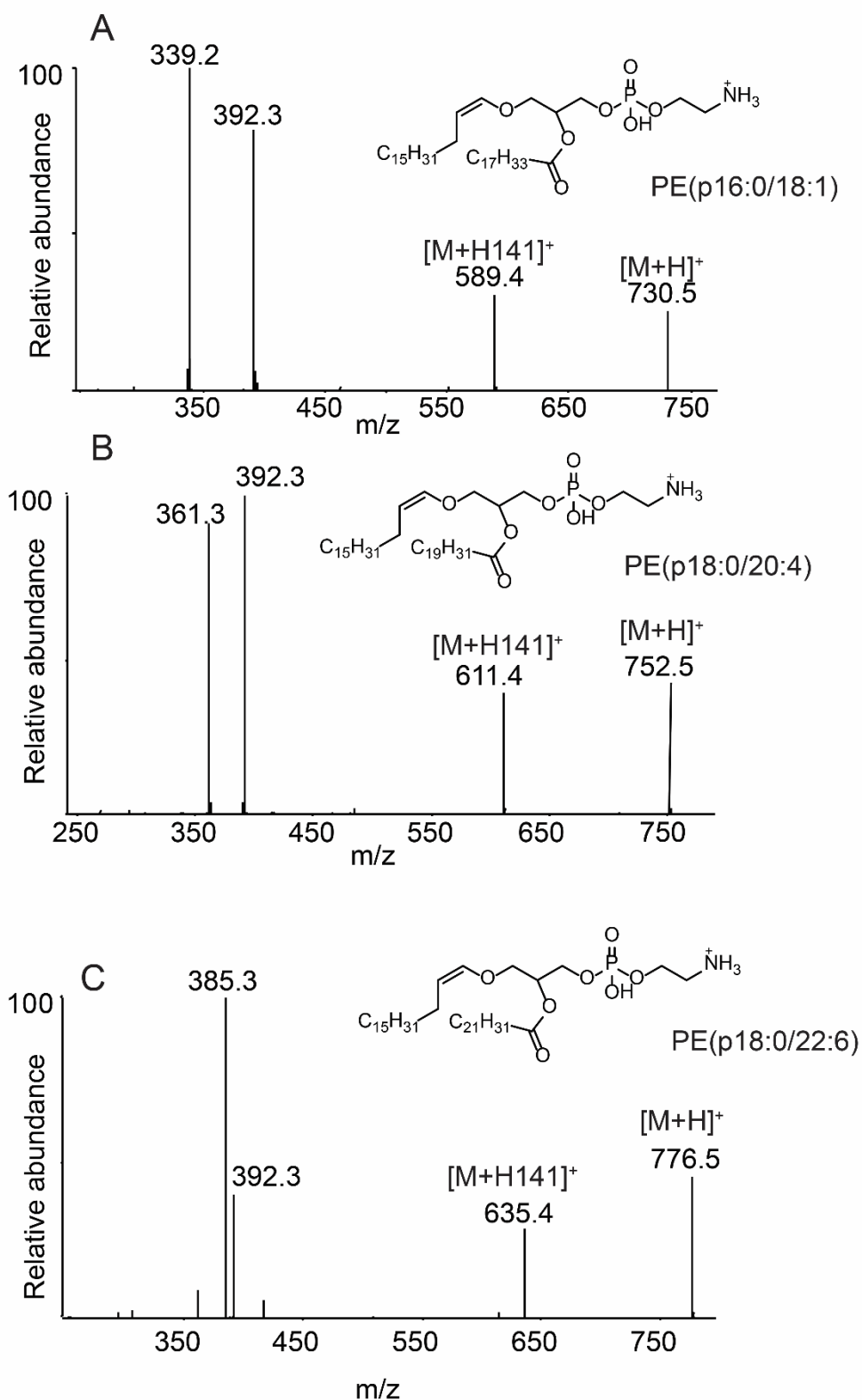
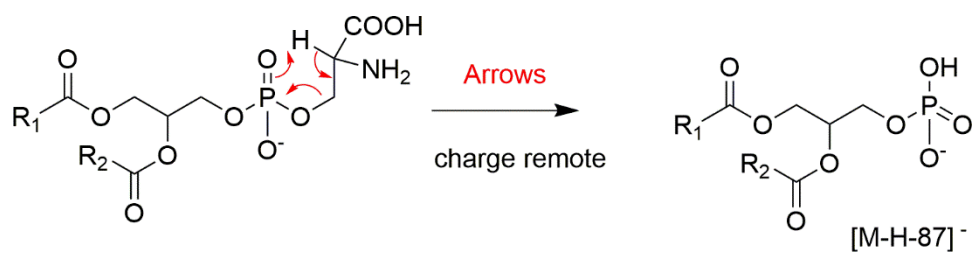
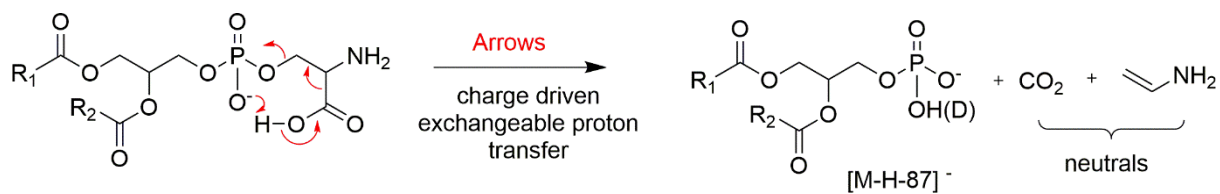


Figure 5.6 Electrospray ionization (positive ions) and tandem mass spectrometry of plasmalogen glycerophosphoethanolamine lipids. (A) Product ions obtained following collisional activation of PE(p16 : 0/18 : 1) $[M + H]^+$ at m/z 730; (B) product ions obtained following collisional activation of PE(p16 : 0/20 : 4) $[M + H]^+$ at m/z 752; (C) product ions obtained following collisional activation of PE(p16 : 0/20 : 6) $[M + H]^+$ at m/z 776. This figure was redrawn from the data presented in ref. 23.



Scheme 5.38



Scheme 5.39