

## Electronic Supplementary Information

### Direct assay of carboxyl-contained small molecules by SALDI-MS on AgNP/rGO-based nanoporous hybrid film

Min Hong<sup>\*a,b</sup>, Lidan Xu<sup>a</sup>, Fangli Wang<sup>a</sup>, Zhirong Geng<sup>b</sup>, Haibo Li<sup>a</sup>, Huaisheng Wang<sup>a</sup>, Chen-zhong Li<sup>\*a,c</sup>

<sup>a</sup> Shandong Provincial Key Laboratory of Chemical Energy Storage and Novel Cell Technology, School of Chemistry and Chemical Engineering, Liaocheng University, Liaocheng 252059, China

<sup>b</sup> State Key Laboratory of Coordination Chemistry, School of Chemistry and Chemical Engineering, Nanjing National Laboratory of Microstructures, Nanjing University, Nanjing 210093, China

<sup>c</sup> Nanobioengineering/Bioelectronics Laboratory, Department of Biomedical Engineering, Florida International University, Miami, 33174, USA.

---

\*Corresponding author. Tel.: +866358230662; Fax: +866358239121.  
E-mail address: hongminlcu@163.com (M. Hong); licz@fiu.edu (C.Z. Li).




Fig. S1 TEM images of GO (a) and rGO(b).

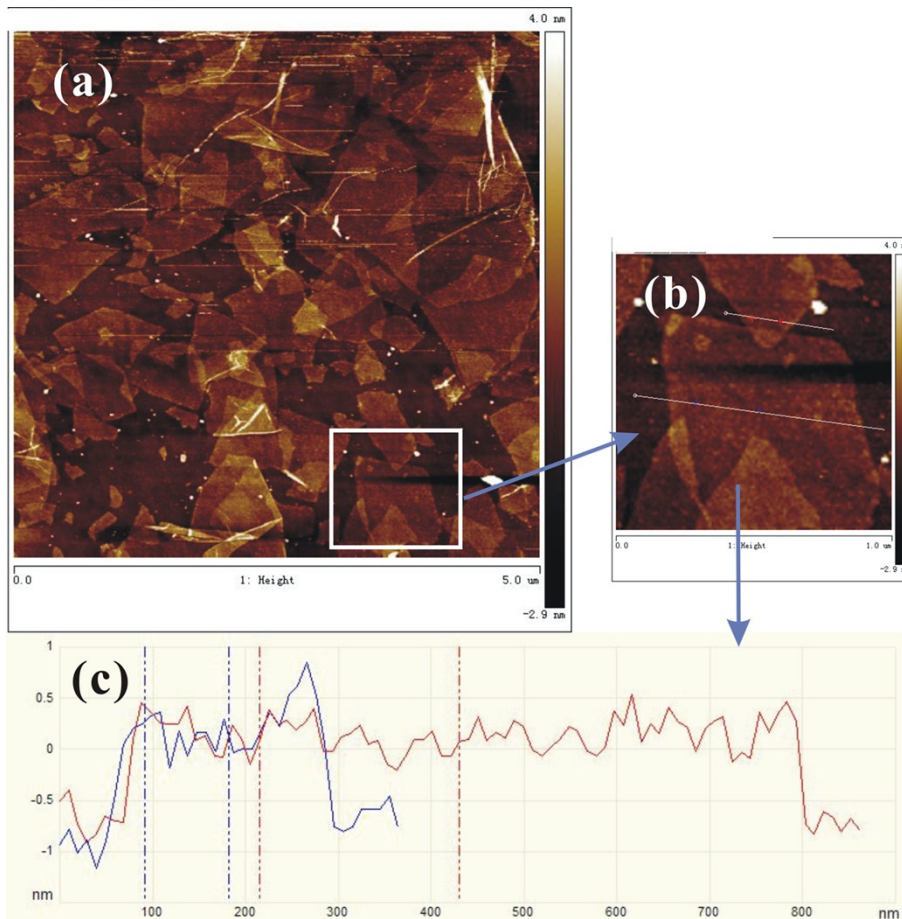


Fig. S2 (a and b) Tapping-mode AFM images of the rGO adsorbed on a Si wafer by electrostatic self-assembly. (c) AFM cross section of the line shown in image (b).

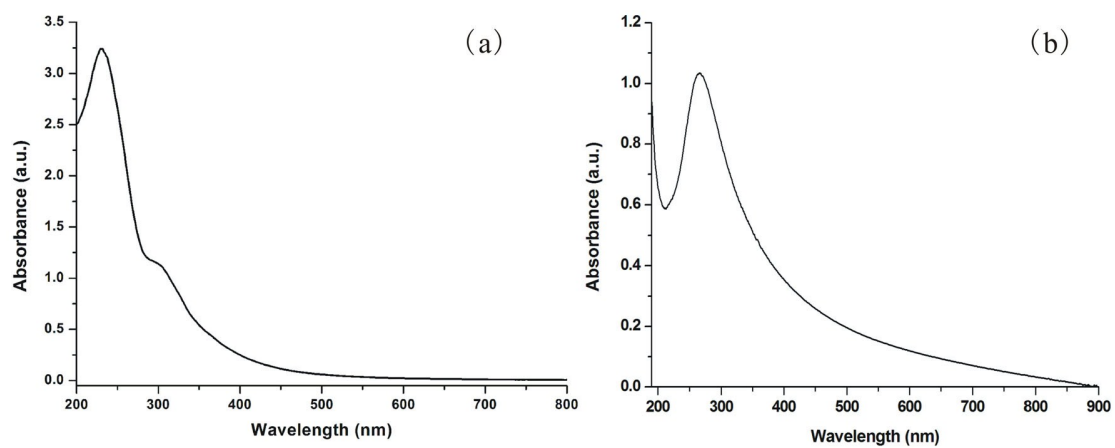


Fig. S3 UV-vis spectrum images of GO (a) and rGO (b).




Fig. S4 TEM image of Ag NPs.

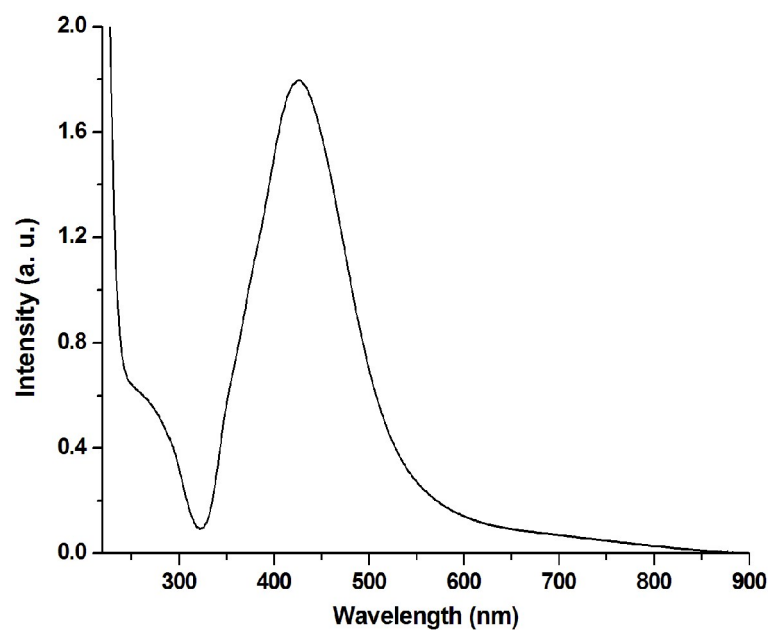


Fig. S5 UV-vis spectrum image of Ag NPs.