

Supplemental information:

Fig.S1 Schematic illustration for the synthesis ACSS solid solution sensitized ZnO arrays and ZnO/ZnS arrays

Fig.S2 SEM image and (inset) enlarged-view image (a) and HRTEM image (b) of ZnO/ACSS-20 NTs: (A) ZnO, (B) ACSS

Fig.S3 XPS analysis of ZnO/ACSS nanoarrays: (a) survey scan, (b) Ag 3d, (c) Cu 2p, (d) Sb 3d, (e) S 2p, respectively

Fig.S4 linear sweep voltammograms of ZnO/ACSS-20 NTs in distilled water

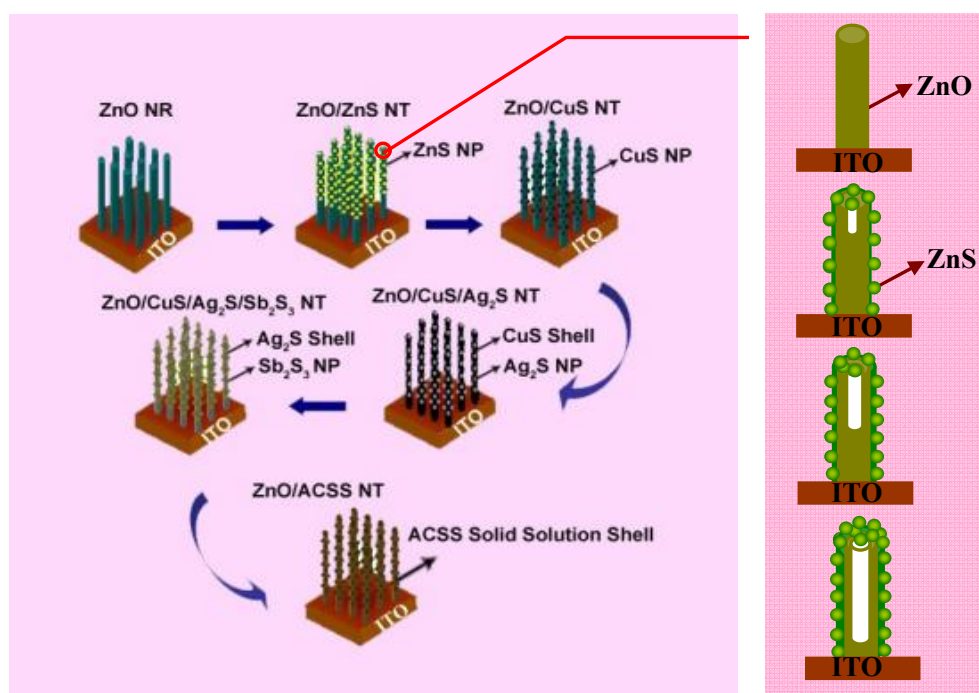


Fig.S1 Schematic illustration for the synthesis ACSS solid solution sensitized ZnO arrays and ZnO/ZnS arrays




Fig.S2 SEM image and (inset) enlarged-view image (a) and HRTEM image (b) of ZnO/ACSS-20 NTs: (A) ZnO, (B) ACSS

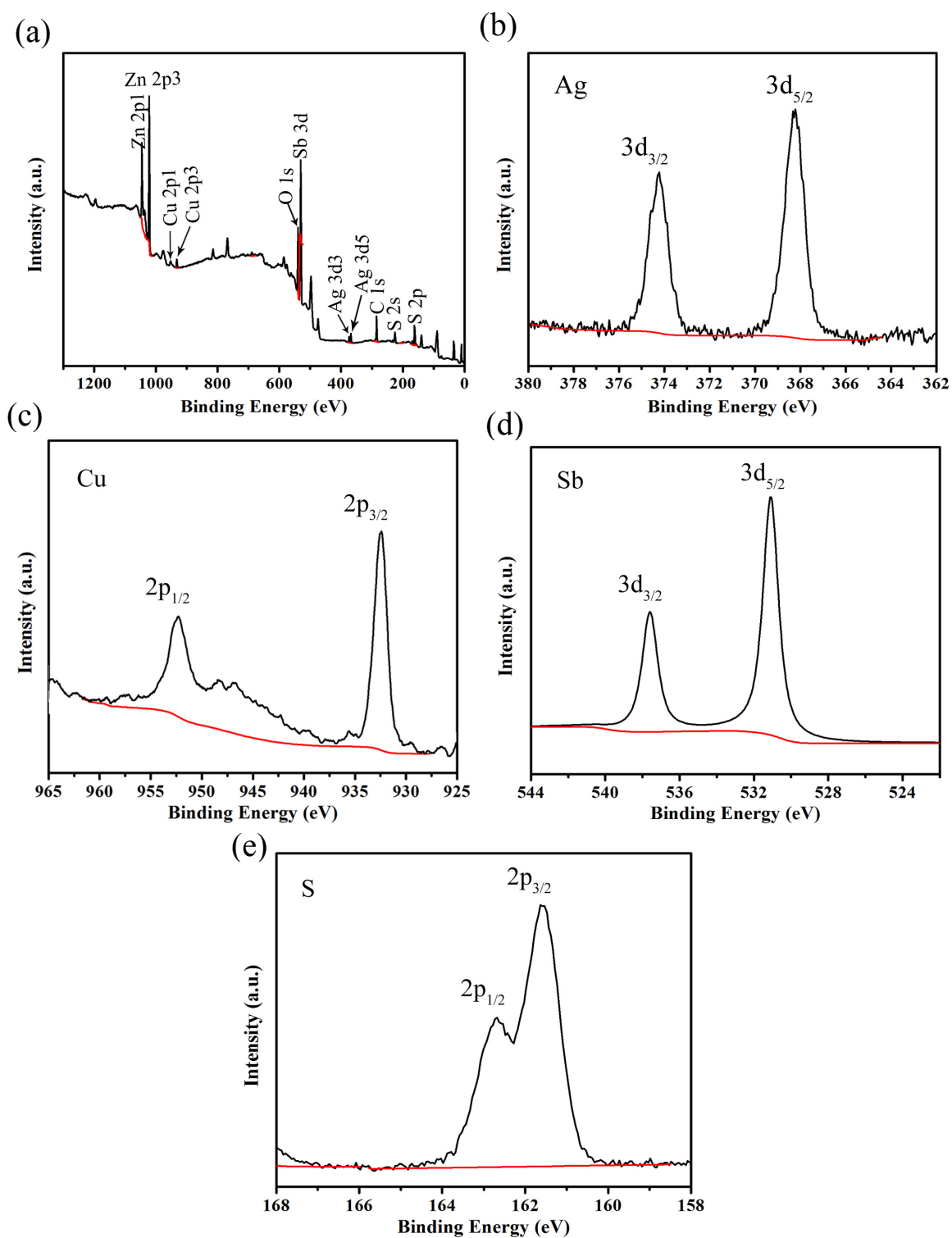


Fig.S3 XPS analysis of ZnO/ACSS nanoarrays: (a) survey scan, (b) Ag 3d, (c) Cu 2p, (d) Sb 3d, (e) S 2p, respectively.

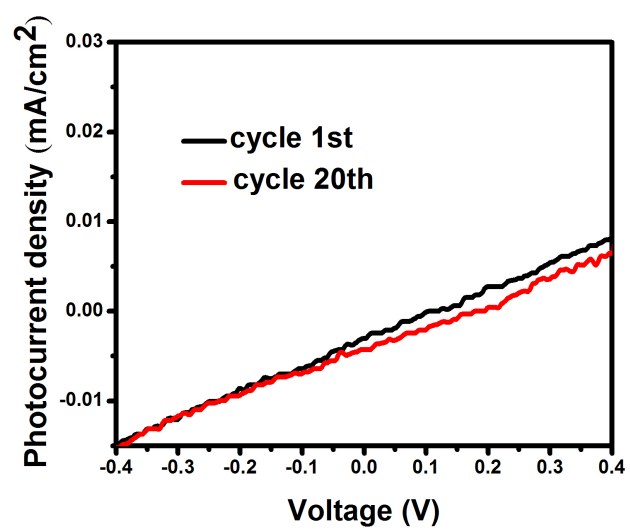


Fig.S4 linear sweep voltammograms of ZnO/ACSS-20 NTs in distilled water