

Electronic Supplementary Information

**One-step fabrication of robust fabrics with both-faced
superhydrophobicity for separation and capture oil from water**

Jian Li ^{*}, Long Yan, Yuzhu Zhao, Fei Zha, Qingtao Wang, Ziqiang Lei

Key Laboratory of Eco-Environment-Related Polymer Materials, Ministry of
Education of China, Key Laboratory of Gansu Polymer Materials, College of
Chemistry and Chemical Engineering, Northwest Normal University, Lanzhou
730070, China

Corresponding author email: jianli83@126.com;

Supplementary movie and figure captions:

Movie S1. Both sides of the as-prepared fabrics show superhydrophobicity.

Movie S2. The separation process of oil (kerosene)/water mixture based on our superhydrophobic fabrics.

Figure S1. The low (a) and high (b) magnified FE-SEM images of the as-prepared superhydrophobic fabric after 40 cycles of oil/water separation.

Figure S2. Images of water droplets on the as-prepared superhydrophobic fabric: (a) pH = 1, (b) pH = 7 and (c) pH = 14.

Figure S3. Images of water droplets on the treated superhydrophobic fabric after immersed the fabrics into (a) 1 M HCl, (b) 1 M NaCl, (c) 1 M NaOH, (d) acetone, (e) toluene for 24 h and (f) boiling water for 1 h.

Figure S4. The low (a) and high (b) magnified FE-SEM images of the as-prepared superhydrophobic fabric scratched for 600 times.




Figure S1. The low (a) and high (b) magnified FE-SEM images of the as-prepared superhydrophobic fabric after 40 cycles of oil/water separation.




Figure S2. Images of water droplets on the as-prepared superhydrophobic fabric: (a) pH = 1, (b) pH = 7 and (c) pH = 14.




Figure S3. Images of water droplets on the treated superhydrophobic fabric after

immersed the fabrics into (a) 1 M HCl, (b) 1 M NaCl, (c) 1 M NaOH, (d) acetone, (e) toluene for 24 h and (f) boiling water for 1 h.




Figure S4. The low (a) and high (b) magnified FE-SEM images of the as-prepared superhydrophobic fabric scratched for 600 times.