

Supporting Information

**Synthesis, structures and enhanced photoluminescence properties of
two robust, water stable calcium and magnesium coordination
networks**

Feng Xu,^{a,b} Hao Wang,^a Simon J. Teat,^c Wei Liu,^a Qibin Xia,^{a,b} Zhong Li^b and Jing Li^{*a}

^aDepartment of Chemistry and Chemical Biology, Rutgers University, Piscataway, New Jersey,
08854, USA. E-mail: Jingli@rutgers.edu

^bSchool of Chemistry and Chemical Engineering, South China University of Technology,
Guangzhou, 510641, P.R. China

^cAdvanced Light Source, Lawrence Berkeley National Laboratory, Berkeley, California 94720,
USA

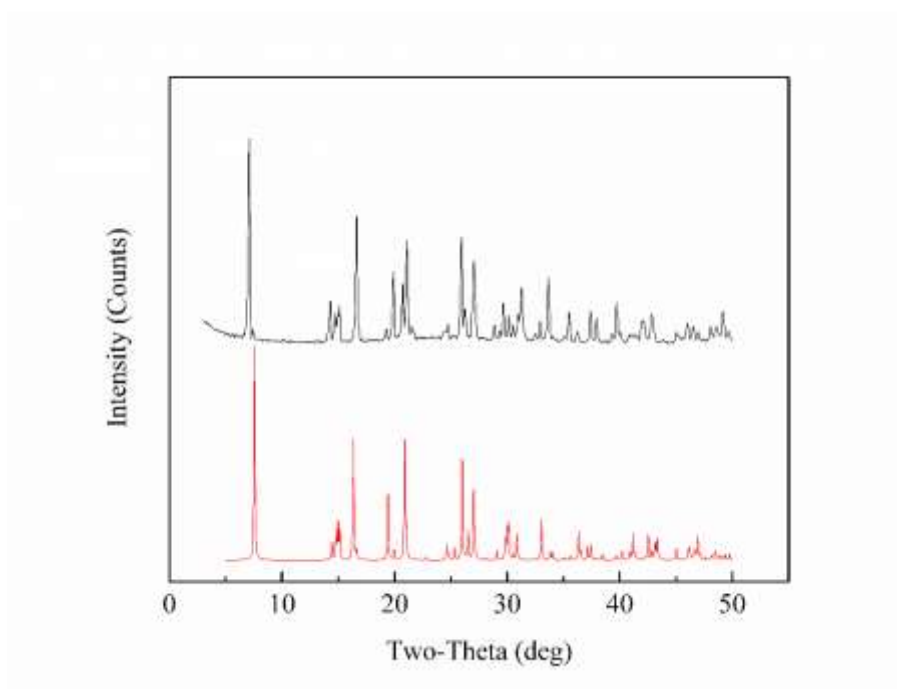


Fig. S1. PXRD patterns of the as-made compound **1** (top) and simulated from single crystal data (bottom).

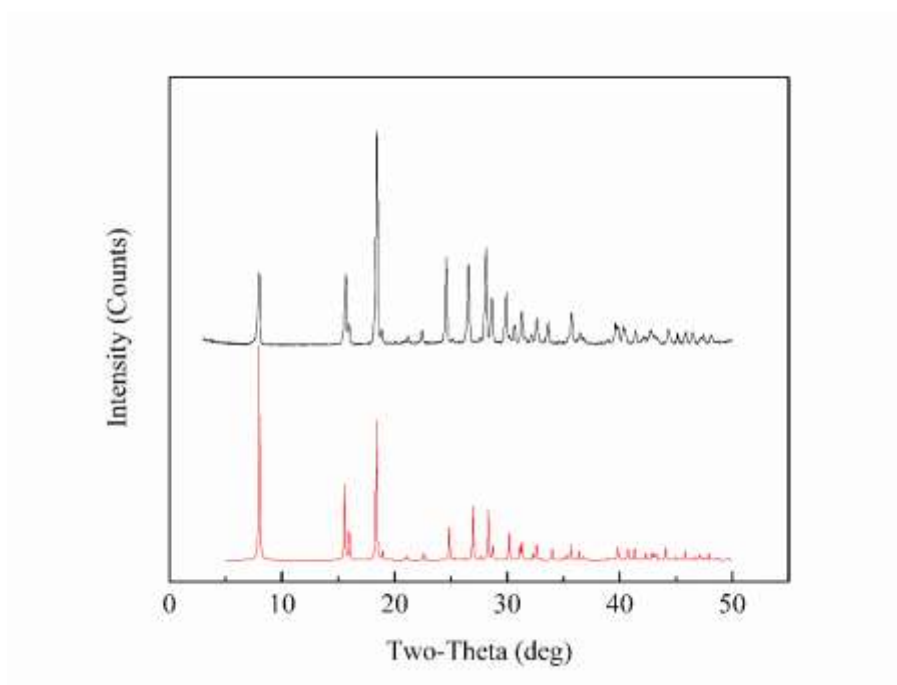


Fig. S2. PXRD patterns of the as-made compound **2** (top) and simulated from single crystal data (bottom).

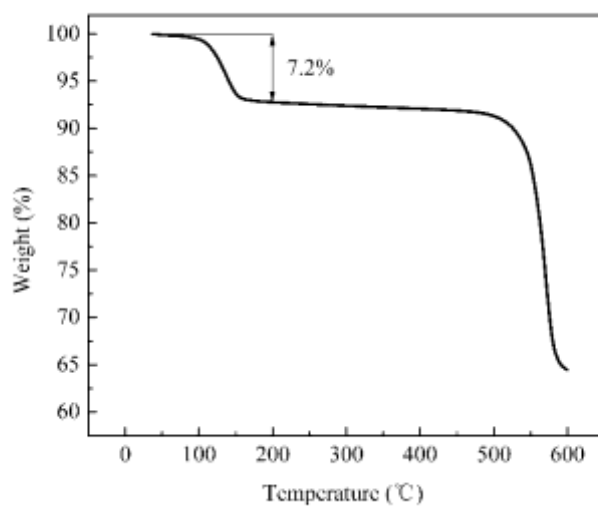


Fig. S3. The TGA plot of compound **1**.

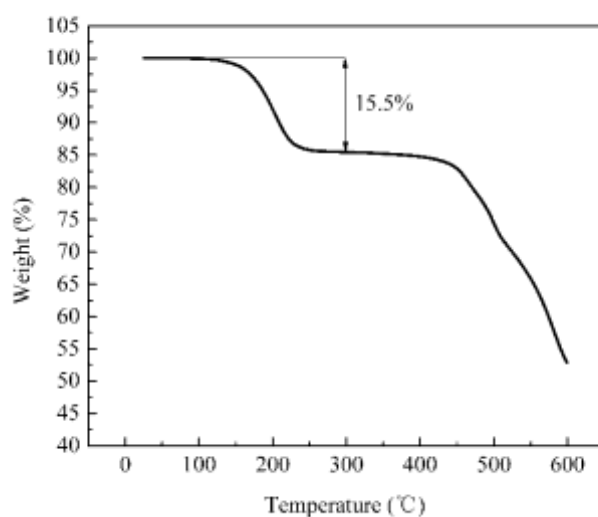


Fig. S4. The TGA plot of compound **2**.

Table S1. Internal quantum yield values of compounds **1** and **2**.

Compound	QY (λ_{ex} : 365 nm)	QY (λ_{ex} : 450 nm)
Ca(cca)·H ₂ O	15.1 ± 0.1	13 ± 0.2
Mg(cca)·2H ₂ O	16.2 ± 0.2	9.4 ± 0.1
H ₂ cca	4.2 ± 0.1	---