

**Multifunctional natural polysaccharides for high-performance
rechargeable lithium-ion batteries**

Gaeun Hwang, Ju-Myung Kim, Dongki Hong, Choon-Ki Kim, Nam-Soon Choi, Sang-Young Lee* and Soojin Park*

Department of Energy Engineering, School of Energy and Chemical Engineering, Ulsan National Institute of Science and Technology (UNIST), Ulsan 689-798, Republic of Korea

Corresponding author:

Prof. Soojin Park, email: spark@unist.ac.kr

Prof. Sang-Young Lee, email: syleek@unist.ac.kr




Fig. S1 Cross-sectional SEM images of Si electrodes containing PVdF binder before (top) and after 200 cycles (bottom).




Fig. S2 SEM images showing surfaces of (a) agarose-assisted Si electrode (before cycle), (b) agarose-assisted Si electrode (after 200 cycles), (c) Si-PVdF electrode (before cycle), and (d) Si-PVdF electrodes (after 200 cycles).

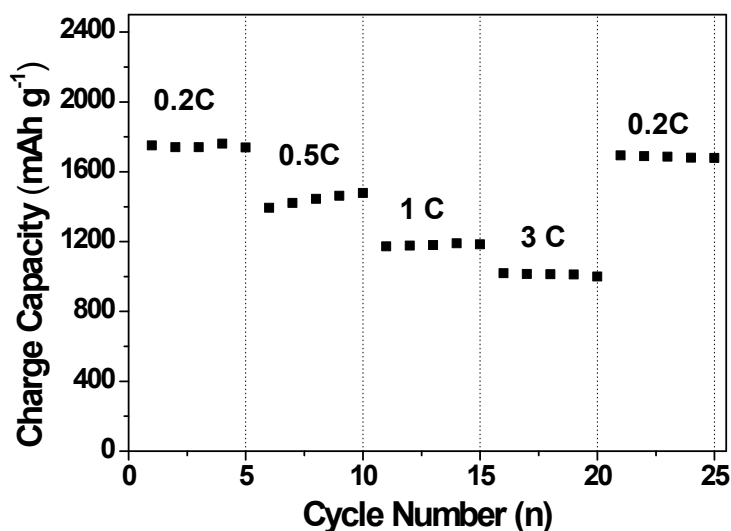


Fig. S3 Rate capabilities of agarose-assisted Si electrode obtained in the range of 0.2-3C rates.

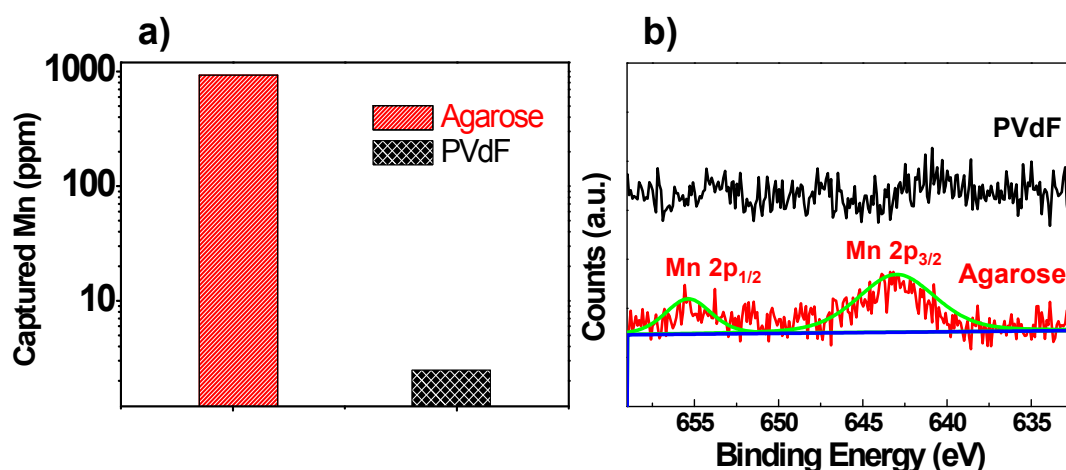


Fig. S4 (a) Mn^{2+} ion capture capacities of the agarose and PVdF films determined by inductively coupled plasma mass spectrometry (ICP-MS). (b) XPS spectra of Mn 2p for the agarose and PVdF films after immersion in a $\text{Mn}(\text{ClO}_4)_2$ solution. A 10 mM manganese perchlorate solution ($\text{Mn}(\text{ClO}_4)_2 \cdot x\text{H}_2\text{O}$) was prepared by introducing the proper amount of ($\text{Mn}(\text{ClO}_4)_2 \cdot x\text{H}_2\text{O}$) in the electrolyte containing 1 M of lithium perchlorate (LiClO_4) in ethylene carbonate-propylene carbonate (EC/PC, 1:1, v/v). Then, the agarose and PVdF films were immersed in 1 mL of the manganese perchlorate solution at 25 °C for 2 h. After washing with the EC/PC mixture, the films were dried in air, and then the captured amount of manganese ions were analyzed by ICP-MS.




Fig. S5 SEM images of (a) LMO-agarose cathode (before cycle), (b) LMO-agarose (after 200 cycles), (c) LMO-PVdF (before cycle), and (d) LMO-PVdF (after 200 cycles). After 200 cycles, ICP analyses results of both the LMO-agarose and LMO-PVdF cathodes are shown in the right column.