

Supporting Information

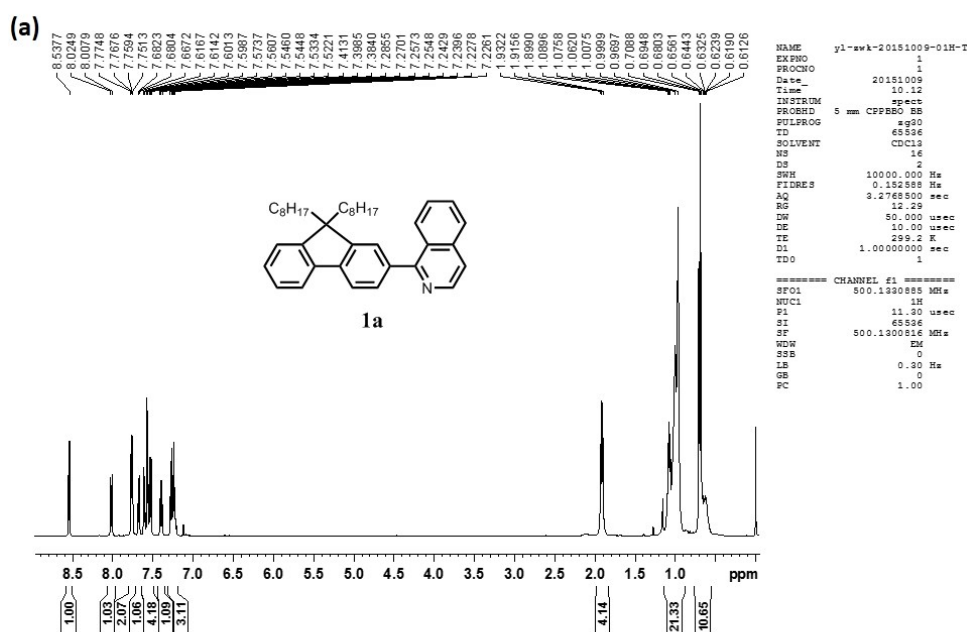
For New Journal of Chemistry

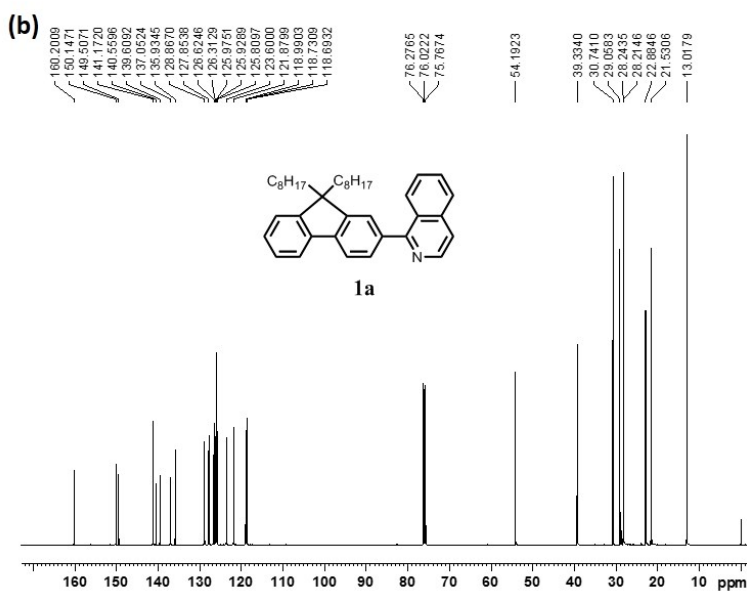
Efficient Saturated Red Light-Emitting Polyfluorenes Containing Iridium Complexes in Side Chain

Ting Guo, Wenkai Zhong, Anqi Zhang, Jianhua Zou, Lei Ying,* Wei Yang, Junbiao Peng

Institute of Polymer Optoelectronic Materials and Devices, State Key Laboratory of Luminescent Materials and Devices, South China University of Technology, Guangzhou 510640, China

E-mail: msleiying@scut.edu.cn.

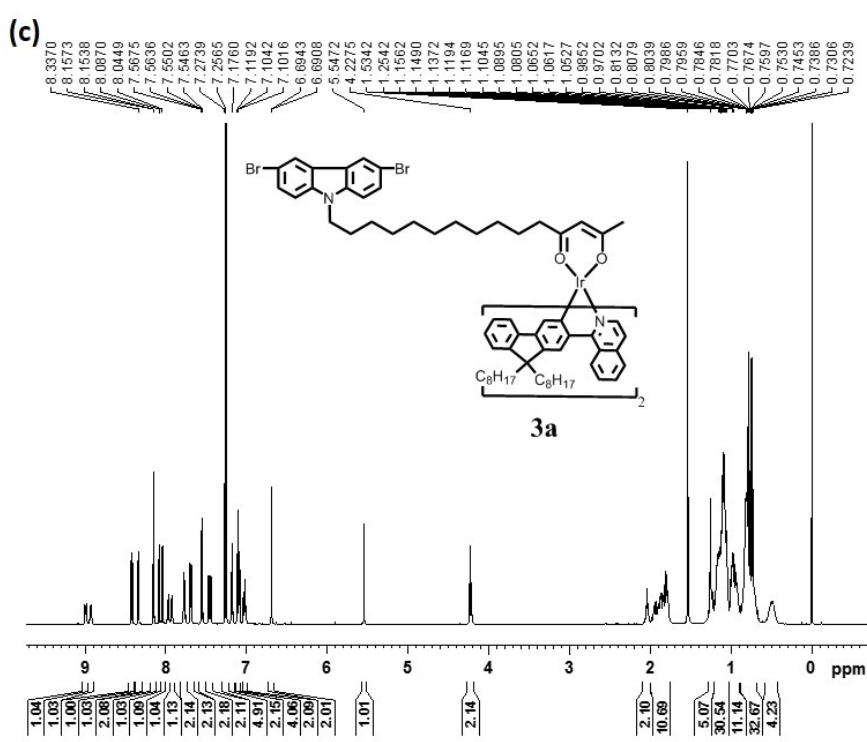




```

NAME      20151009-01C-T
EXPNO    1
PROCNO   1
Date_    20151009
Time     14.59
INSTRUM  spect
PROBHD   5 mm CFPBBO BB
PULPROG  zgpg30
TD        65536
SOLVENT  CDCl3
NS        2499
DS        4
SWH       29761.904 Hz
FIDRES   0.454193 Hz
AQ        1.1310385 sec
RG         190.66
DE        14.500 usec
TE        299.1 K
DI        2.0000000 sec
D11       0.03000000 sec
TDO       1

===== CHANNEL f1 =====
SFO1     125.7704637 MHz
NUC1     13C
P1        9.80 usec
SI        32768
SF        125.7579269 MHz
WDW       EM
SSB       0
LB        1.00 Hz
GB        0
PC        1.40
  
```

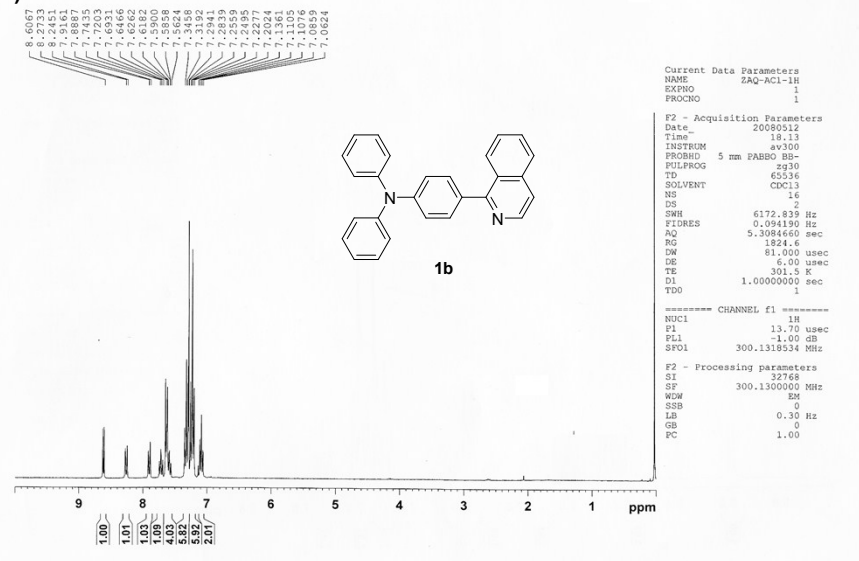


```

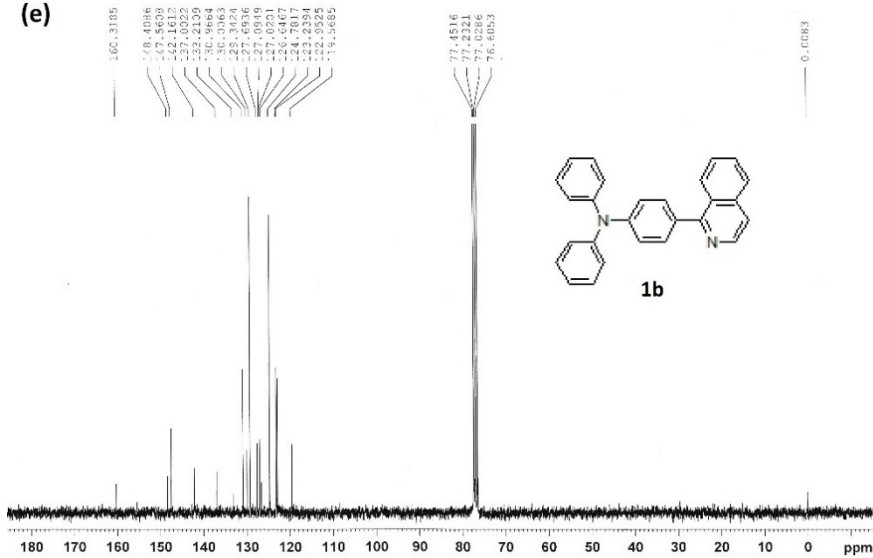
NAME      20151009-02H-T
EXPNO    2
PROCNO   1
Date_    20151009
Time     10.20
INSTRUM  spect
PROBHD   5 mm CFPBBO BB
PULPROG  zg30
TD        65536
SOLVENT  CDCl3
NS        64
DS        2
SWH       10000.000 Hz
FIDRES   0.152588 Hz
AQ        3.2768500 sec
RG         30.21
DE        50.000 usec
TE        299.2 K
DI        1.0000000 sec
TDO       1

===== CHANNEL f1 =====
SFO1     500.1330885 MHz
NUC1     1H
P1        11.30 usec
SI        65536
SF        500.1300138 MHz
WDW       EM
SSB       0
LB        0.30 Hz
GB        0
PC        1.00
  
```

(d)



(e)



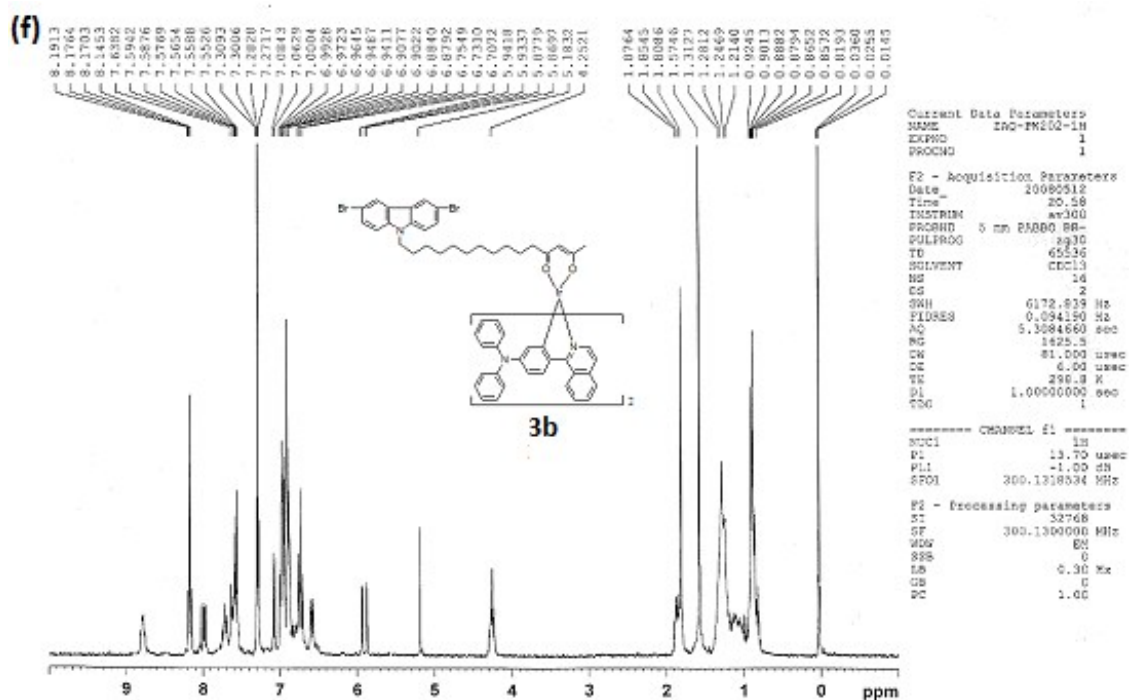


Fig. S1 ^1H NMR spectrum of compounds **1a** (a), **3a** (c), **1b** (d) and **3b** (f); ^{13}C NMR spectrum of compounds **1a** (b) and **1b** (e)