

On the influence of coordinating solvents on the reduction of selenium for the phosphine-free synthesis of metal selenide nanoparticles

Julia Zimdars and Michael Bredol

Muenster University of Applied Sciences, Department of Chemical Engineering, Stegerwaldstr. 39, 48565 Steinfurt, Germany

Electronic Supplementary Information

Table of contents

| | page |
|-------------------------------------------------------------------------------------|-------------|
| NMR data _ ¹³ C-NMR spectra of Se-OLA complex / OLA in CDCl ₃ | 1 |
| NMR data _ ¹ H-NMR spectra of Se-OLA complex / OLA in CDCl ₃ | 2 |

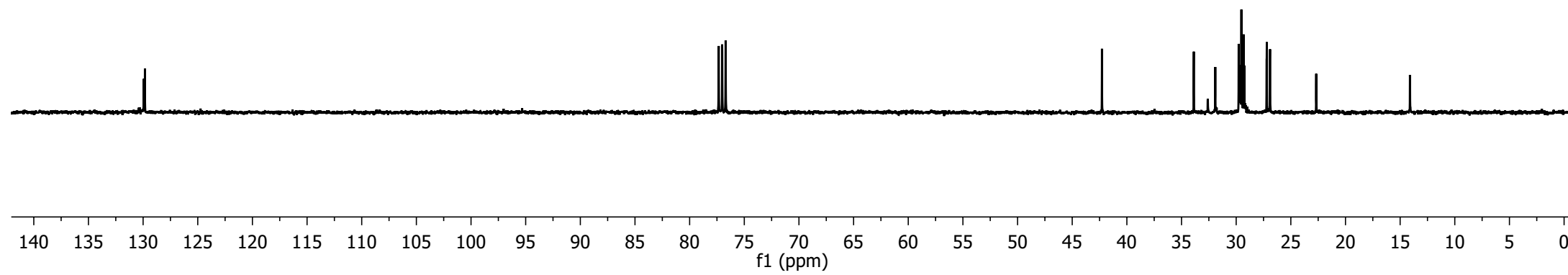
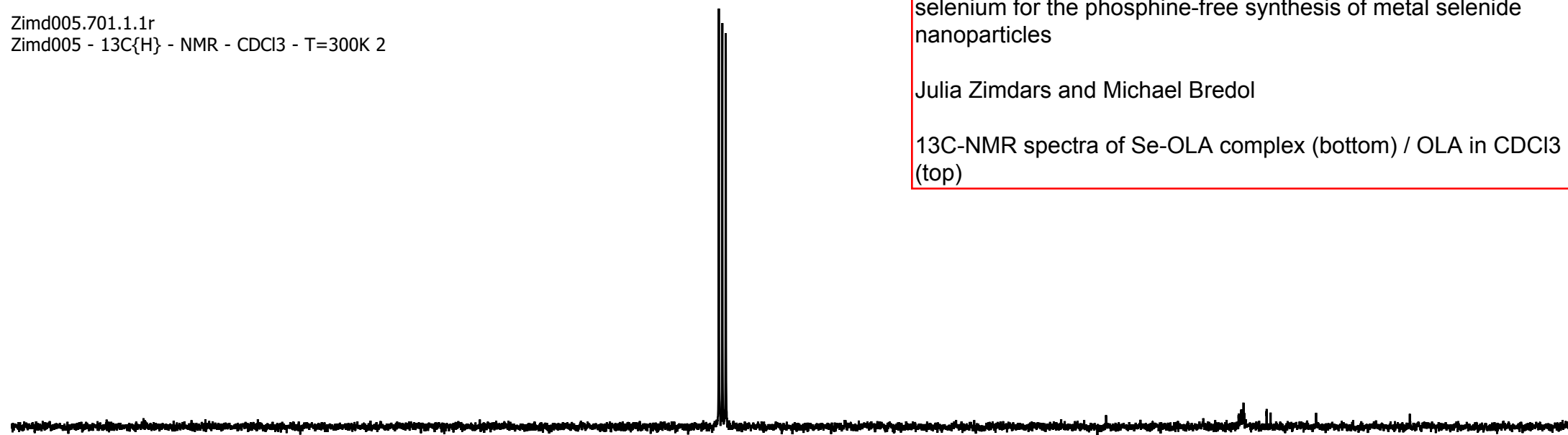
Zimd005.701.1.1r
Zimd005 - $^{13}\text{C}\{\text{H}\}$ - NMR - CDCl_3 - T=300K 2

On the influence of coordinating solvents on the reduction of selenium for the phosphine-free synthesis of metal selenide nanoparticles

Julia Zimdars and Michael Bredol

^{13}C -NMR spectra of Se-OLA complex (bottom) / OLA in CDCl_3 (top)

Zimd004.701.1.1r
Zimd004 - $^{13}\text{C}\{\text{H}\}$ - NMR - CDCl_3 - T=300K 1

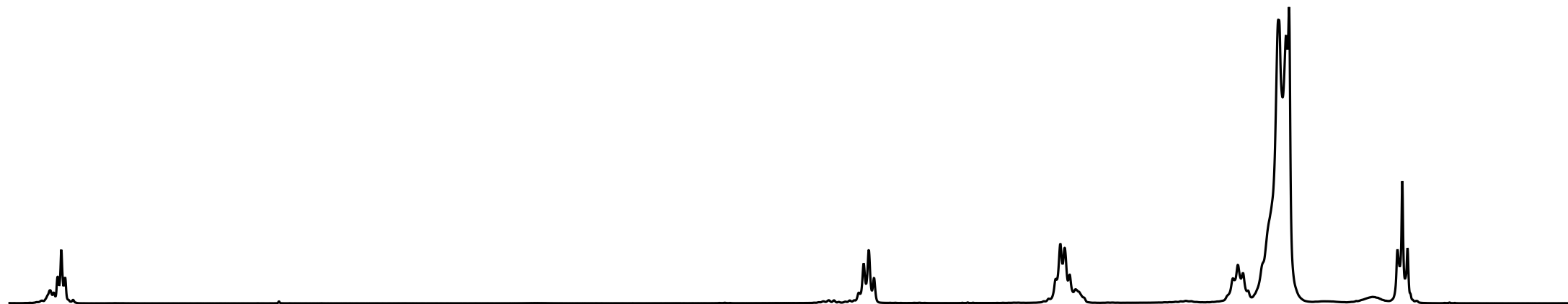


Zimd006.700.1.1r
Zimd006 - 1H - NMR - CDCl3 - T=300K 2

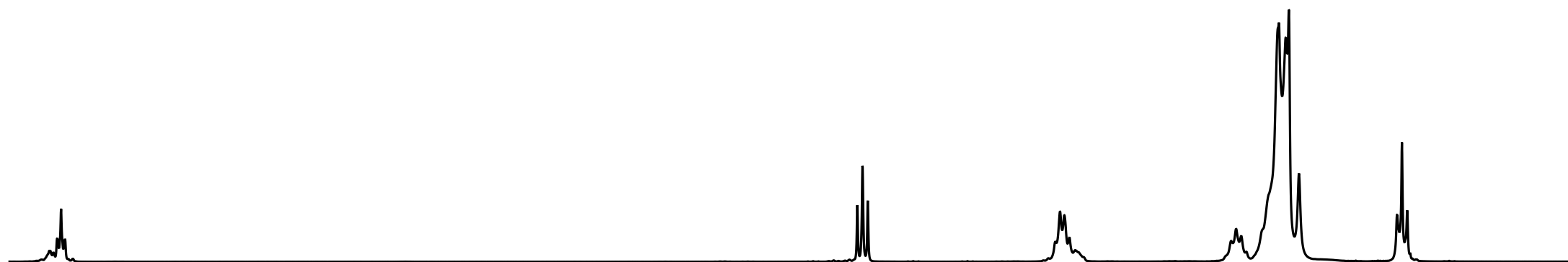
On the influence of coordinating solvents on the reduction of selenium for the phosphine-free synthesis of metal selenide nanoparticles

Julia Zimdars and Michael Bredol

1H-NMR spectra of OLA (bottom) / Se-OLA complex (top) in CDCl3



Zimd004.700.1.1r
Zimd004 - 1H - NMR - CDCl3 - T=300K 1



5.4 5.2 5.0 4.8 4.6 4.4 4.2 4.0 3.8 3.6 3.4 3.2 3.0 2.8 2.6 2.4 2.2 2.0 1.8 1.6 1.4 1.2 1.0 0.8 0.6 0.4
f1 (ppm)