

## Hydrothermal synthesis, structures and properties of two uranyl oxide hydroxyl hydrate phases with Co(II) or Ni(II) ions

Yingjie Zhang,<sup>\*a</sup> Jiří Čejka,<sup>b</sup> Gregory R. Lumpkin,<sup>a</sup> Toan Trong Tran,<sup>c</sup> Igor Aharonovich,<sup>c</sup> Inna Karatchevtseva,<sup>a</sup> Jason R. Price,<sup>d</sup> Nicholas Scales,<sup>a</sup> and Kim Lu<sup>a</sup>

<sup>a</sup> Australian Nuclear Science and Technology Organisation, Locked Bag 2001, Kirrawee DC, NSW 2232, Australia.

<sup>b</sup> Department of Mineralogy and Petrology, National Museum Cirkusová 1740, 193 00 Prague 9, Czech Republic.

<sup>c</sup> School of Physics and Advanced Materials, University of Technology Sydney, Ultimo, New South Wales 2007, Australia.

<sup>d</sup> Australian Synchrotron, 800 Blackburn Road, Clayton, VIC 3168, Australia.

<sup>\*</sup> Corresponding author: Email: yzx@ansto.gov.au

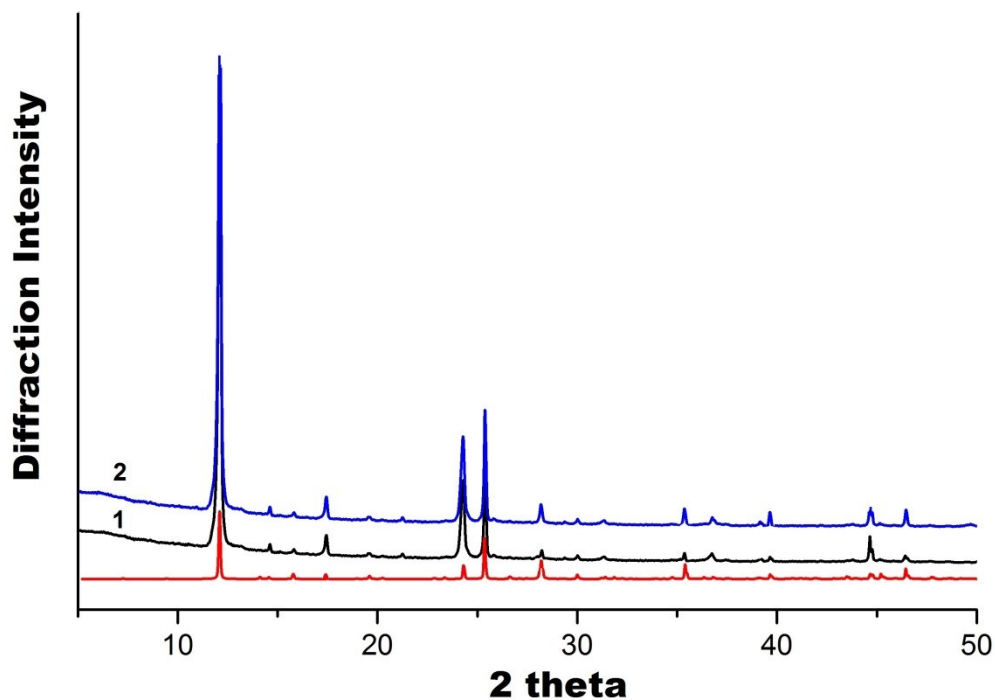


Fig. S1. PXRD patterns of **1** and **2** with the simulated pattern at the bottom.

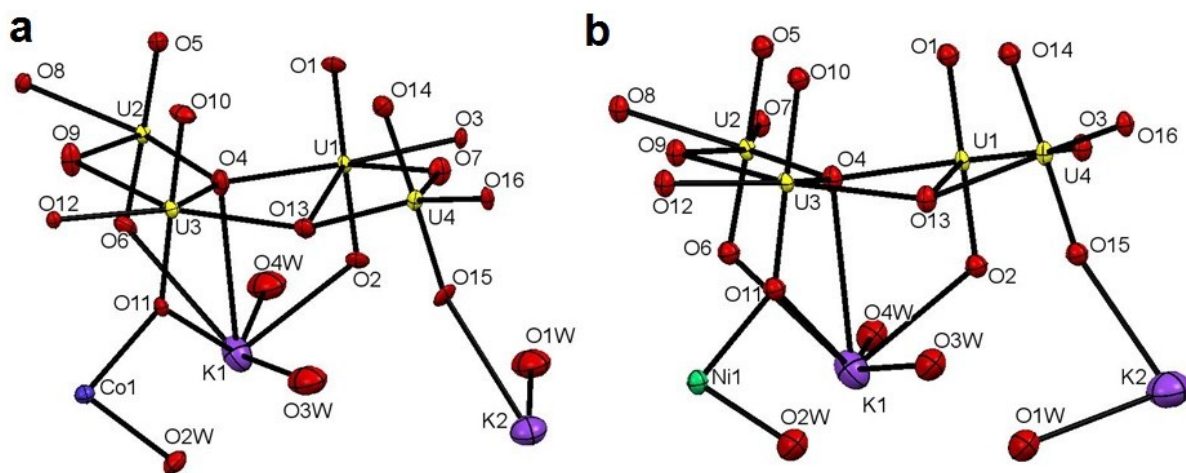


Fig. S2. ORTEP (50 % ellipsoid) plots of the asymmetric units of **1** (a) and **2** (b).

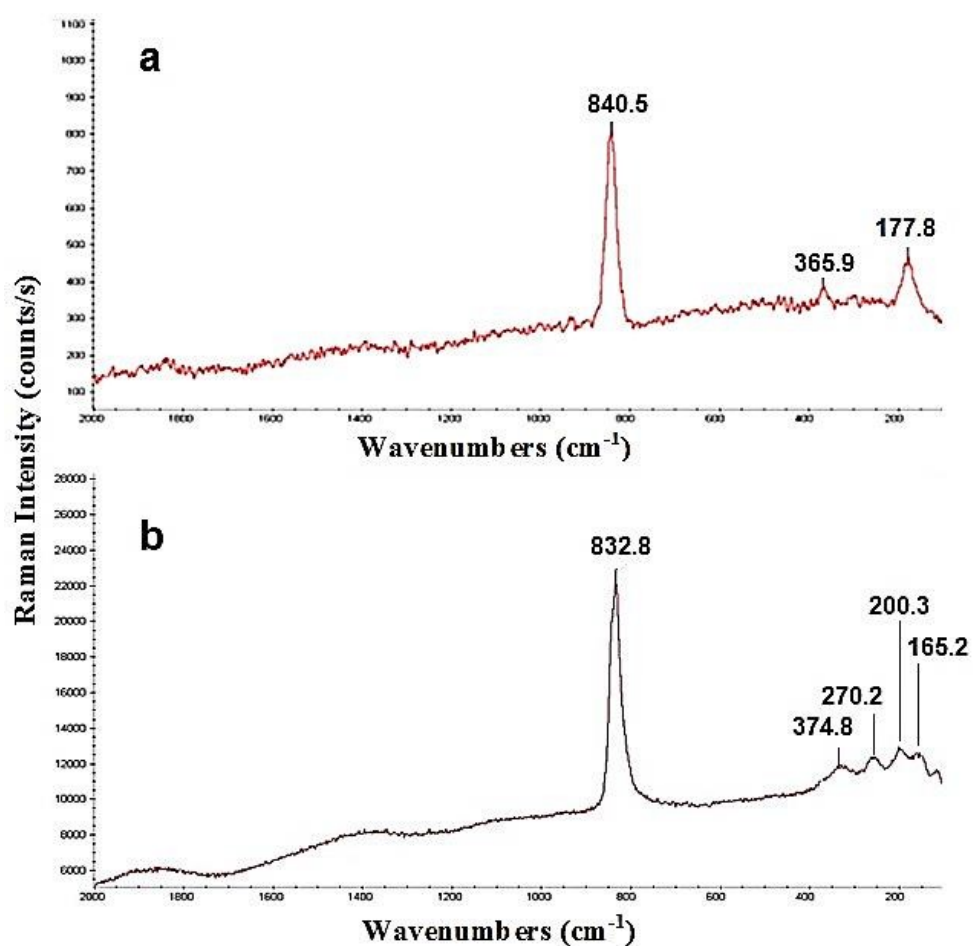


Fig. S3. Raman spectra of **1** (a) and **2** (b) in 2,000-100  $\text{cm}^{-1}$  region.