

Supporting information

Self-assembled benzyl mercaptan monolayer as a coating in electromembrane surrounded solid-phase microextraction of antihistamines in urine and plasma samples

Maryam Shamsayei^a, Yadollah Yamini^{a*}, Maryam Rezazadeh^a, Hamid Asiabi^a, Shahram Seidi^b

^a *Department of Chemistry, Tarbiat Modares University, P. O. Box 14115-175, Tehran, Iran*

^b *Department of Analytical Chemistry, Faculty of Chemistry, K. N. Toosi University of Technology, Tehran
16315-1355, Iran*

*Corresponding author: Tel.: +98 21 82883417; Fax: +98 21 88006544.

E-mail address: yyamini@modares.ac.ir (Y. Yamini).

Table S1Chemical structures, pK_a , and $\log P$ of ANT and NAP.

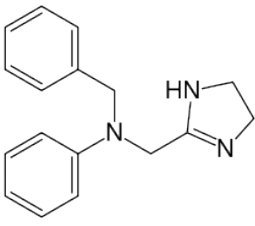
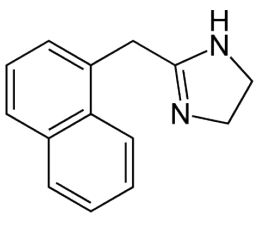
Chemical structure	IUPAC name	Abbreviation	pK_a	$\log P$
	N-benzyl-N-(4,5-dihydro-1H-imidazol-2-ylmethyl)aniline	ANT	9.24	2.88
	2-(naphthalen-1-ylmethyl)-4,5-dihydro-1H-imidazole	NAP	10.19	2.19

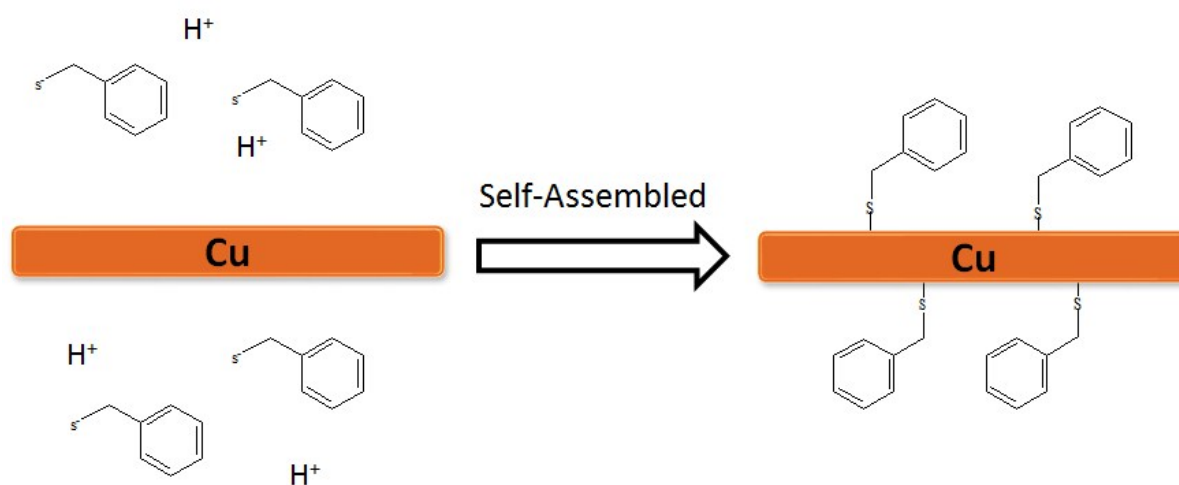
Fig. S1. Schematic representation of benzyl mercaptan reaction with copper wire surface.

Fig. S2. Cyclic voltammograms of (a) bare copper electrode (b) benzyl mercaptan/ copper electrode in 1mM ferrocyanide.

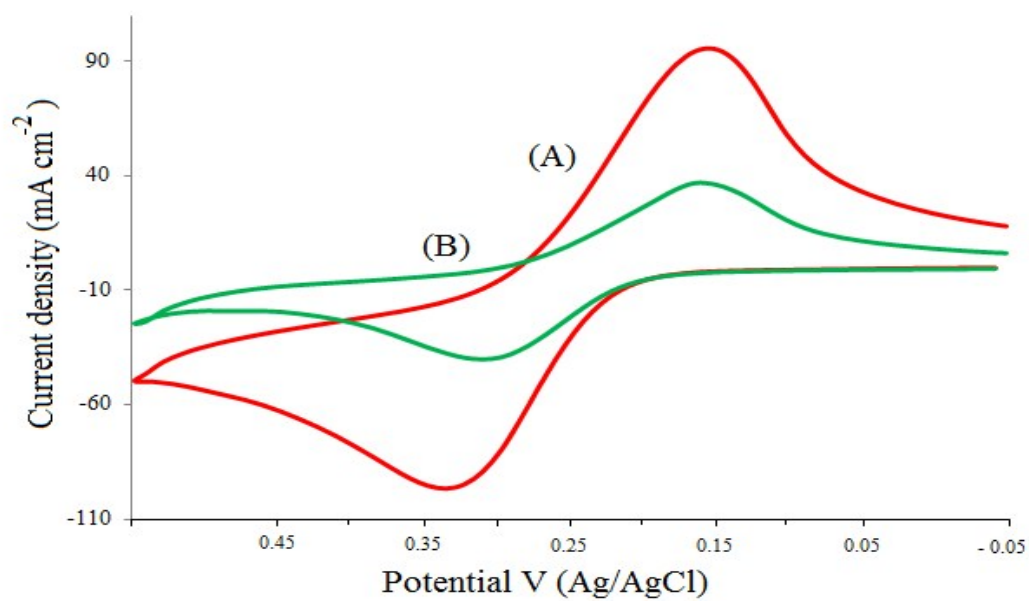


Fig. S3. Effect of concentration of additives in NPOE on extraction efficiency of NAP and ANT. Extraction conditions: spiked concentration: 50.0 ng mL⁻¹, voltage: 100 V, sample volume: 10 mL, extraction time: 10 min, stirring rate: 700 rpm, and no salt addition.

