

Supporting Information:

Li₃V₂(PO₄)₃ Encapsulated Flexible Free-Standing Nanofabric Cathodes for Fast Charging and Long Life-Cycle Lithium-Ion Batteries

*Pingping Sun^{a,b,1}, Xueying Zhao^{a,1}, Renpeng Chen^a, Tao Chen^a, Lianbo Ma^a, Qi Fan^b,
Hongling Lu^a, Yi Hu^a, Zuoxiu Tie^a, Zhong Jin^{a,*}, Qingyu Xu^{b,*}, Jie Liu^{a,c,*}*

^a Key Laboratory of Mesoscopic Chemistry of MOE and Collaborative Innovation Center of Chemistry for Life Sciences, School of Chemistry and Chemical Engineering, Nanjing University, Nanjing, 210093, China

^b Key Laboratory of MEMS of the Ministry of Education, Department of Physics, Southeast University, Nanjing 210096, China

^c Department of Chemistry, Duke University, Durham, North Carolina 27708, USA

*Corresponding authors.

Email addresses: zhongjin@nju.edu.cn (Z. Jin), xuqingyu@seu.edu.cn (Q. Y. Xu), j.liu@duke.edu (J. Liu).

¹Both authors contributed equally to this work.

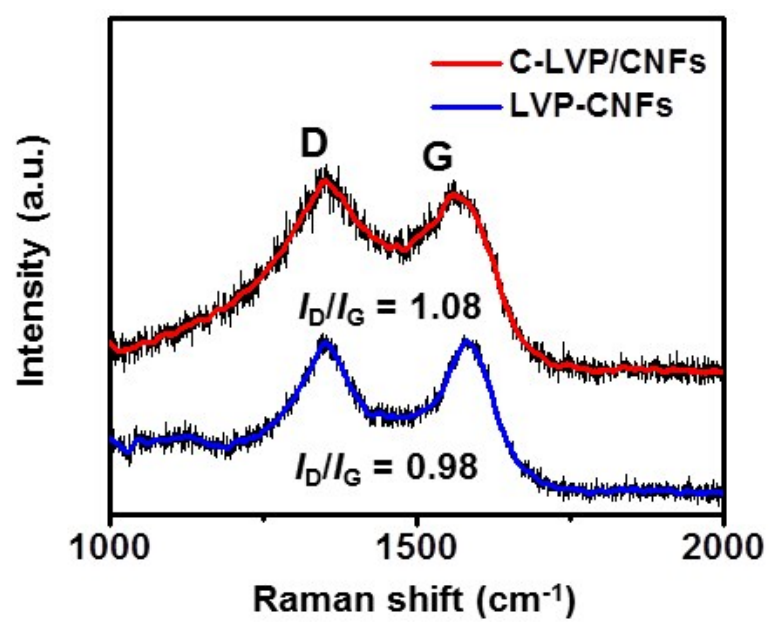


Fig. S1. Raman spectra of C-LVP/CNFs and LVP/CNFs.

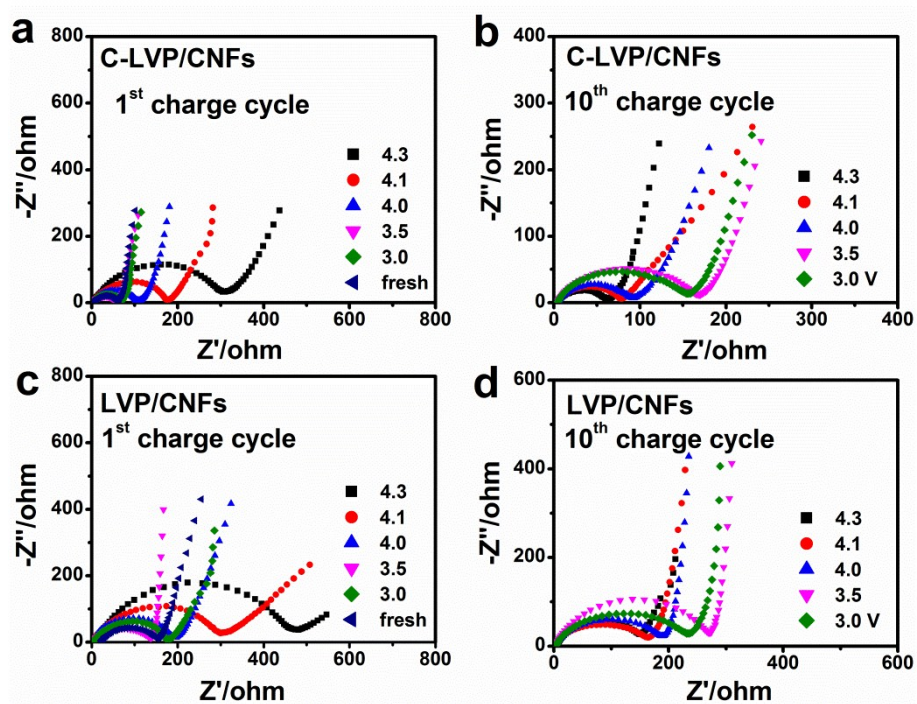


Fig. S2. Nyquist plots of (a,b) C-LVP/CNFs and (c,d) LVP/CNFs electrodes during 1st and 10th charge processes at various charge states (0.5 C).

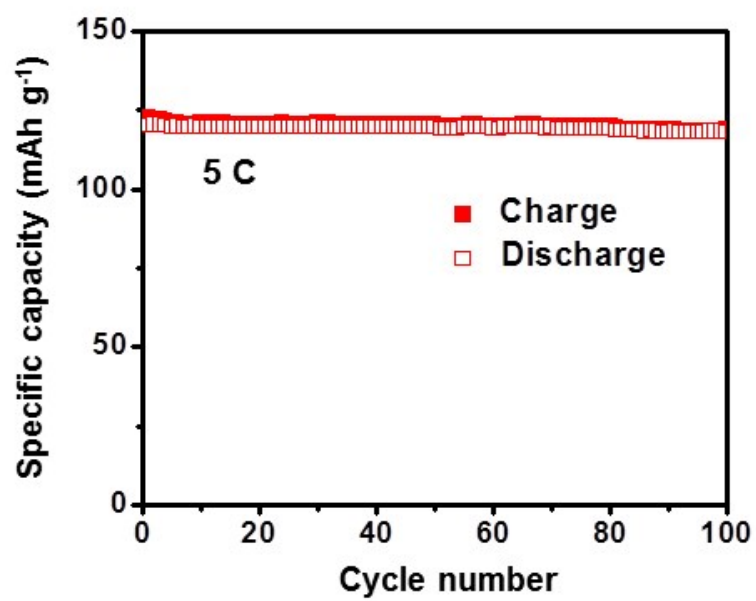


Fig. S3. Cycling performance of C-LVP/CNFs electrode at 5 C with the LVP active material of *ca.* 5.5 mg.