

Supporting Information

Highly alkynyl-functionization of cellulose nanocrystals and advanced nanocomposites thereof via click chemistry

Jun Chen ^{a,1}, Ning Lin ^{a,b,c,1}, Jin Huang ^{a,*}, Alain Dufresne ^{b,c}

^a School of Chemistry, Chemical Engineering and Life Sciences, Wuhan University
of Technology, Wuhan 430070, China

^b Univ. Grenoble Alpes, LGP2, F-38000, Grenoble, France

^c CNRS, LGP2, F-38000 Grenoble, France

¹ J. Chen and N. Lin are the first co-authors, who contributed equally to this work.

* Corresponding author: School of Chemistry, Chemical Engineering and Life Sciences, Wuhan University of Technology, 122 Luoshi Road, Wuhan 430070, China.

E-mail address: huangjin@iccas.ac.cn (J. Huang)

Tel: +86 27 87749300; fax: +86 27 87749300.




Figure S1. The dispersion state of CNC and ACNC in tetrahydrofuran (THF).




Figure S2. The molding pictures of (a) the neat GP2 composite, (b) the GP2/ACNC-1.0 nanocomposites.

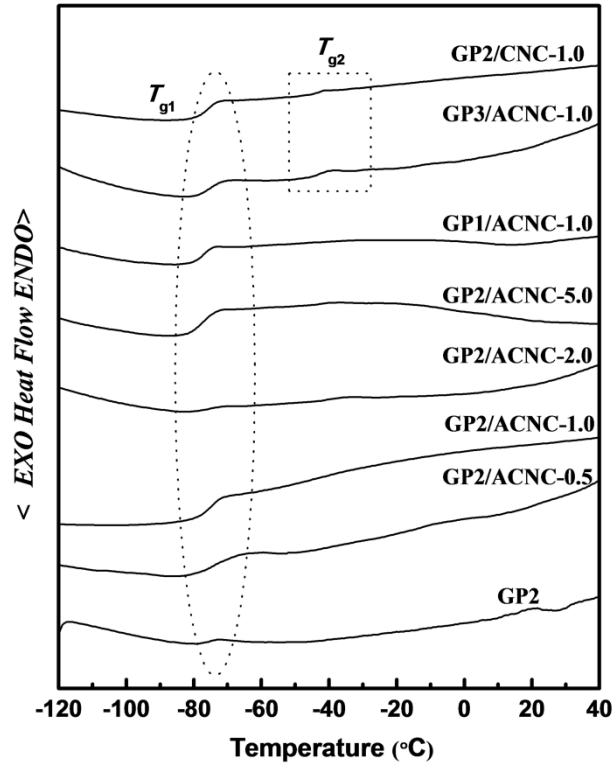


Figure S3. DSC thermograms for the GP2/ACNC nanocomposites with the addition of various ACNC contents, GP1/ACNC-1.0, GP3/ACNC-1.0 nanocomposites as well as GP2/CNC-1.0 nanocomposite.