

Synthesis and self-assembly of temperature-responsive copolymers based on *N*-vinylpyrrolidone and triethylene glycol methacrylate

Coline Jumeaux, Robert Chapman, Rona Chandrawati, and Molly M. Stevens*

Supporting information

Department of Materials, Department of Bioengineering, and Institute of Biomedical Engineering, Imperial College London, London, SW7 2AZ, United Kingdom.

*E-mail: m.stevens@imperial.ac.uk

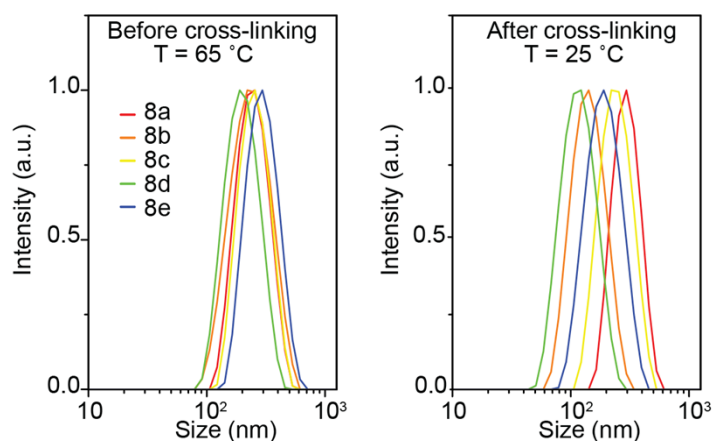


Fig. S1: Temperature-triggered self-assembly of PVP-*co*-pTEGMA block copolymers. Size distribution by intensity of self-assembled PVP-*co*-pTEGMA (2 mg/mL copolymer solution in 20 mM NaOAc pH 4) before and after cross-linking with potassium persulphate, at 65 °C and 25 °C, respectively, as determined by DLS, confirming the structural integrity of the cross-linked structures below the T_{cp} .

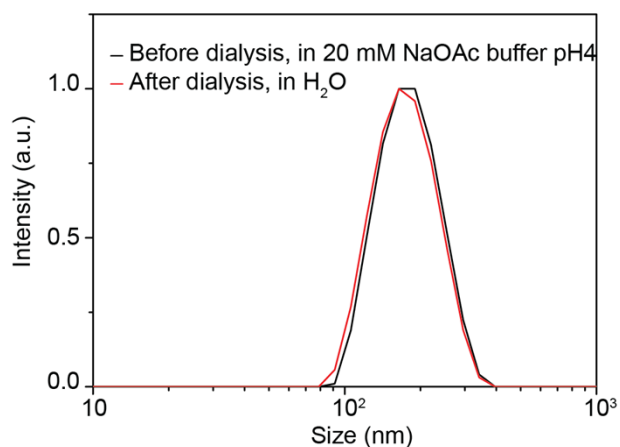


Fig. S2: Stability of cross-linked self-assembled PVP-*co*-pTEGMA structures in buffer and in water. Size distribution by intensity of self-assembled PVP-*co*-pTEGMA **8c** (0.5 mg/mL copolymer solution) at 25 °C after cross-linking with potassium persulphate in 20 mM NaOAc pH 4 (black line), followed by dialysis of the cross-linked assemblies for 24 h in H₂O (red line), as determined by DLS, confirming the stability of the cross-linked structures upon removal of the salt.

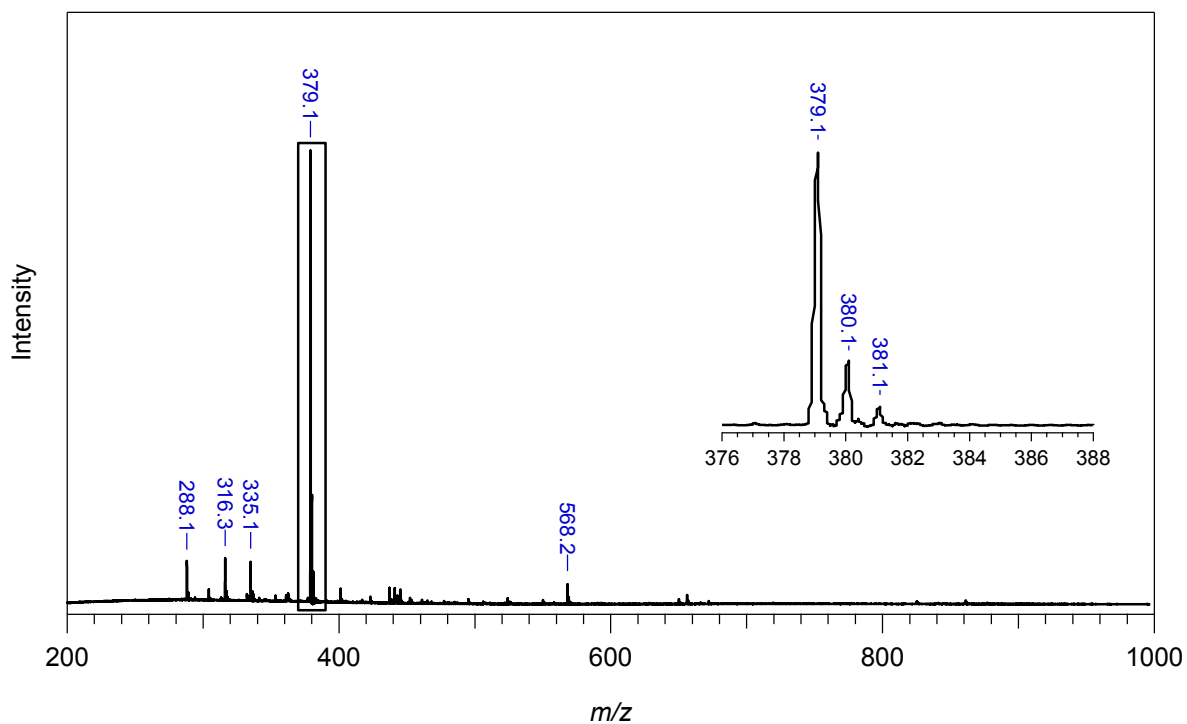


Fig. S3: MALDI-TOF of the chloroxanthate CTA **4**, taken using a CHCA matrix. Inset of the major peak is shown.