Electronic Supplementary Material (ESI) for Polymer Chemistry.
This journal is © The Royal Society of Chemistry 2015

Supporting Information

Controlled Release of an Anti-cancer Drug-Paclitaxel by Using Nano-structured Amphiphilic Star-Hyperbranched Blockcopolymers

Caner Geyik,[a] Mustafa Ciftci,[b] Bilal Demir,[c] Bahar Guler,[c] A. Burak Ozkaya,[d] Z. Pınar Gumus,[a] F. Baris Barlas,[c] Dilek Odaci Demirkol,[c*] Hakan Coskunol,[a] Suna Timur,[a,c] and Yusuf Yagci[b*]

[a] Ege University, Institute on Drug Abuse, Toxicology and Pharmaceutical Sciences, 35100, İzmir/TURKEY

[b] Istanbul Technical University, Department of Chemistry, 34469, Istanbul/TURKEY

E-mail: yusuf@itu.edu.tr

[c] Ege University, Faculty of Science, Department of Biochemistry, 35100, İzmir/TURKEY

dilek.demirkol@yahoo.com

[d] Ege University, School of Medicine, Department of Medical Biochemistry, 35100, İzmir/TURKEY

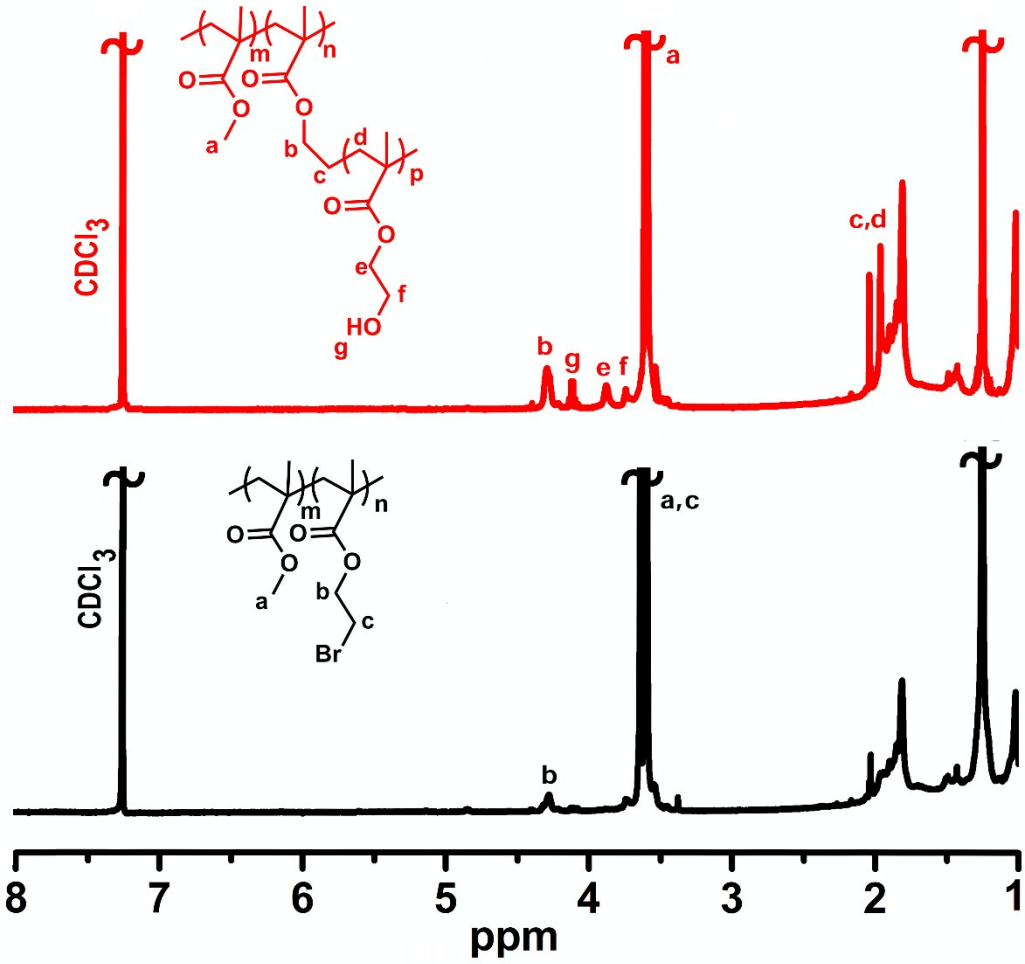

Figure S1. ^{1}H NMR spectra of hyperbranched PMMA and star-hyperbranched PMMA-*b*-PHEMA-1 copolymer.

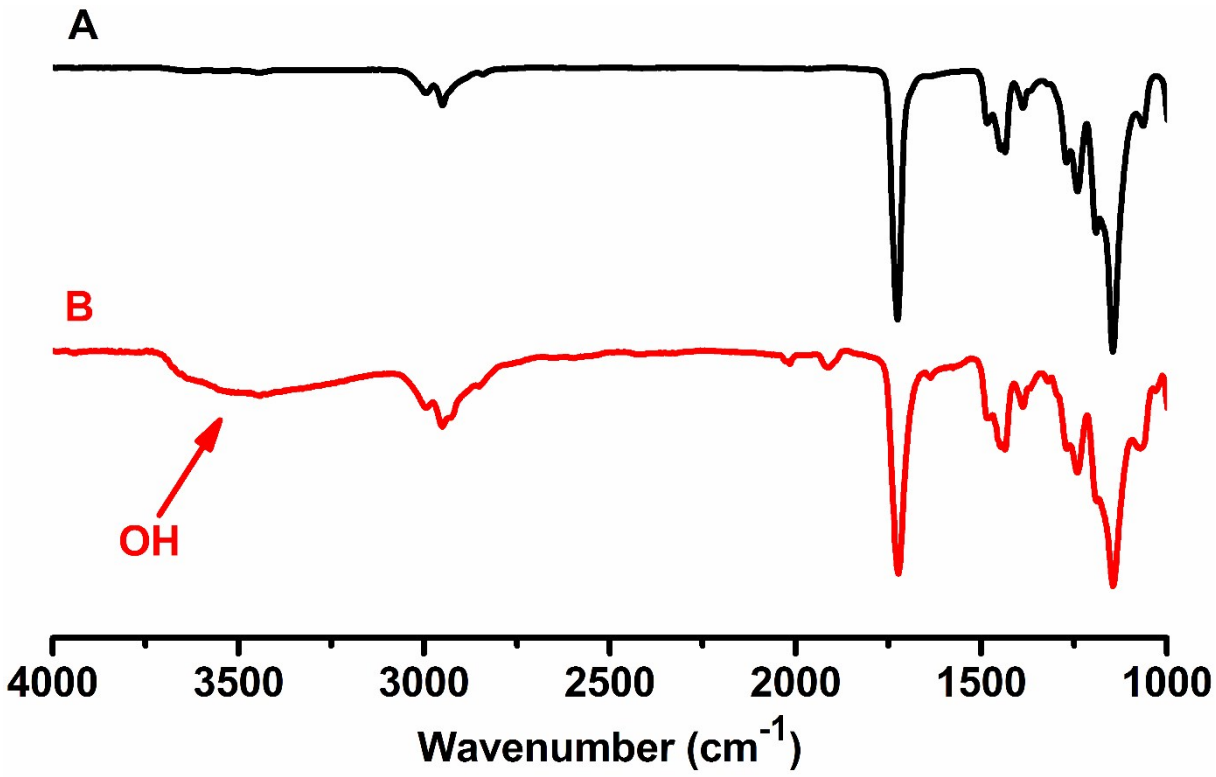

Figure S2. FT-IR spectra of hyperbranched PMMA (A) and PMMA-*b*-PHEMA-1 (B) copolymer.

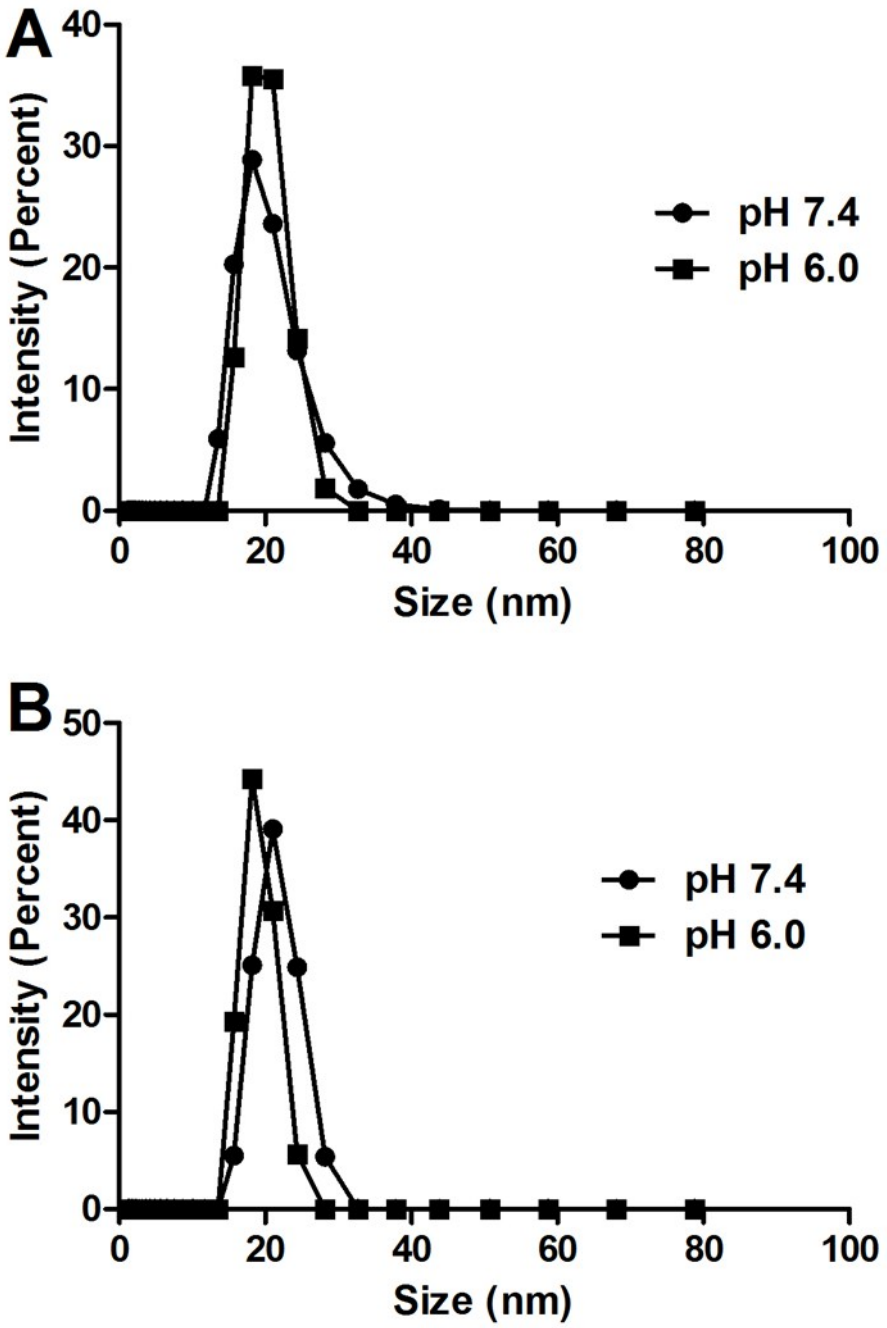

Figure S3. The particle size of the PTX-loaded PMMA-*b*-PHEMA-1 (A) and PMMA-*b*-PHEMA-2 (B) in different pH conditions.



Figure S4. TEM image of PTX-loaded PMMA-*b*-PHEMA-1 copolymer.