

## Supporting Information

# Air-stable Ambipolar Organic Field-Effect Transistors Based on Naphthalenediimide-Diketopyrrolopyrrole Copolymers

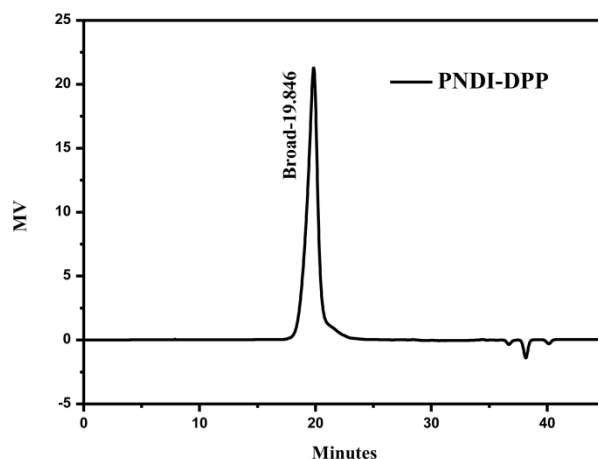
Ping Wang,<sup>a</sup> Hui Li,<sup>b</sup> Chunling Gu,<sup>b</sup> Huanli Dong,<sup>b</sup> Zhenzhen Xu,<sup>a</sup> and  
Hongbing Fu<sup>\*ab</sup>

<sup>a</sup> Beijing Key Laboratory for Optical Materials and Photonic Devices Department of  
Chemistry, Capital Normal University, Beijing 100048, P. R. China

<sup>b</sup> Beijing National Laboratory for Molecular Sciences (BNLMS), Institute of  
chemistry, Chinese Academy of Sciences, Beijing 100190, P. R. China.

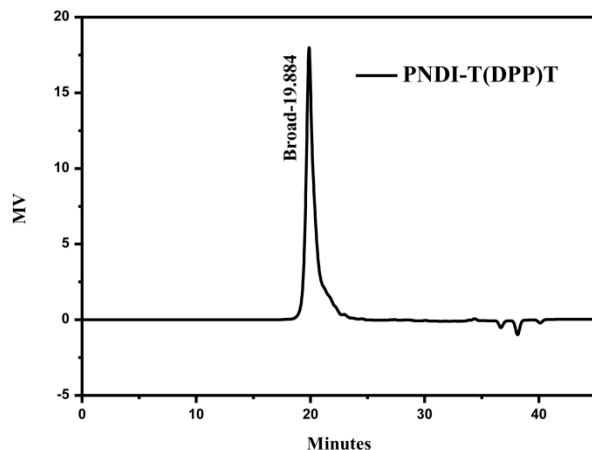
\*Corresponding author: Tel: +86 10 68907107, Fax: +86 10 68907107,

E-mail : \* [hongbing.fu@iccas.ac.cn](mailto:hongbing.fu@iccas.ac.cn)



**GPC Results**

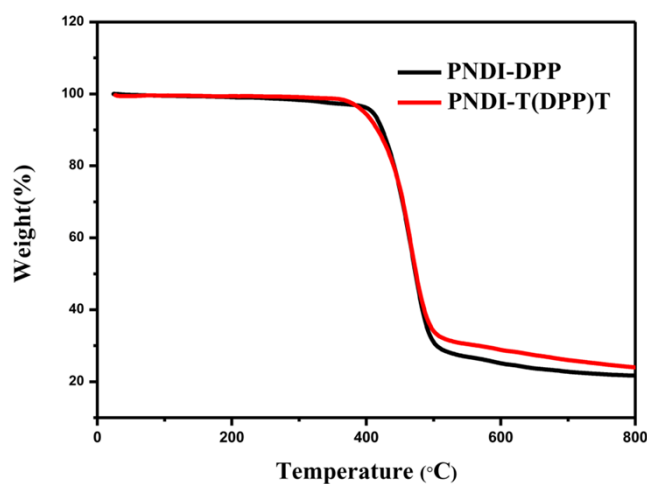
	Dist Name	Elution Volume (ml)	Retention Time (min)	Adjusted RT (min)	Mn	Mw	MP	Mz	Mz+1	Mz/Mw
1		19.846	19.846	19.846	16606	20844		23455	24941	1.125271



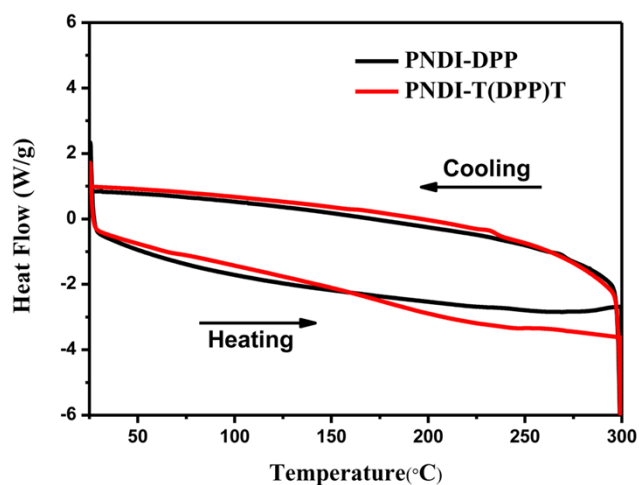
**GPC Results**

	Dist Name	Elution Volume (ml)	Retention Time (min)	Adjusted RT (min)	Mn	Mw	MP	Mz	Mz+1	Mz/Mw
1		19.884	19.884	19.884	9714	16531		20986	23367	1.269523

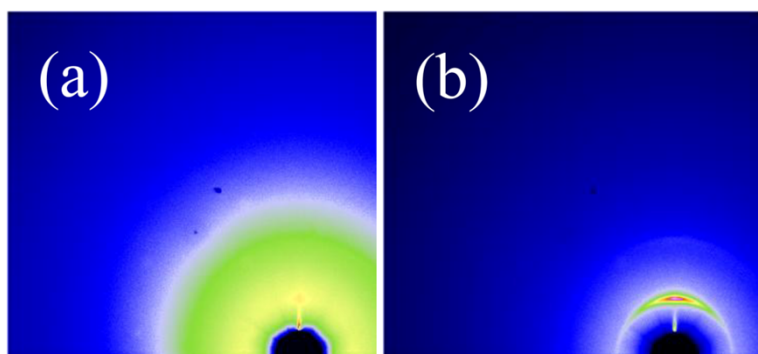
**Figure S1:** GPC trace of PNDI-DPP and PNDI-T(DPP)T.



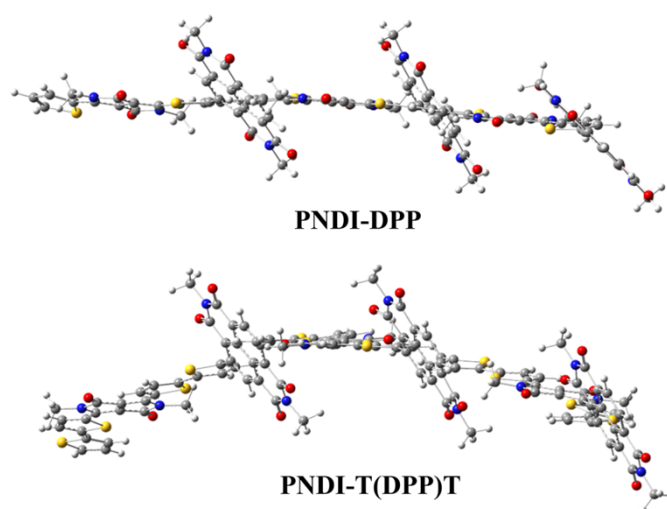
**Figure S2:** TGA thermograms of PNDI-DPP and PNDI-T(DPP)T.



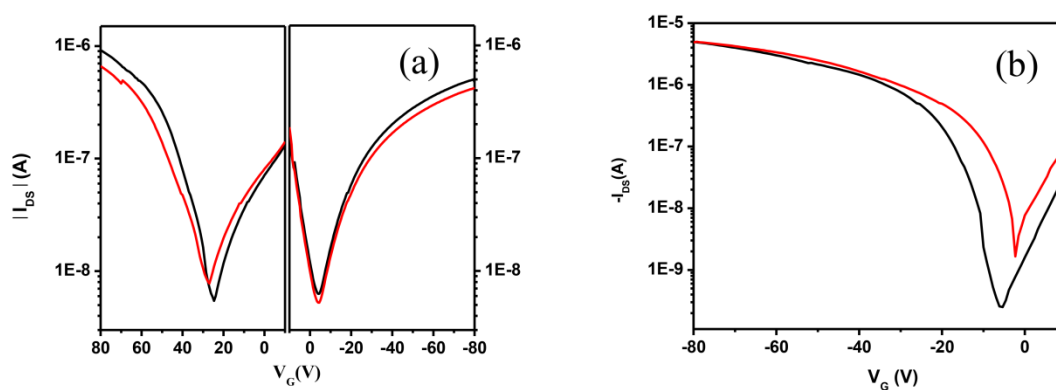
**Figure S3:** DSC thermograms of PNDI-DPP and PNDI-T(DPP)T.



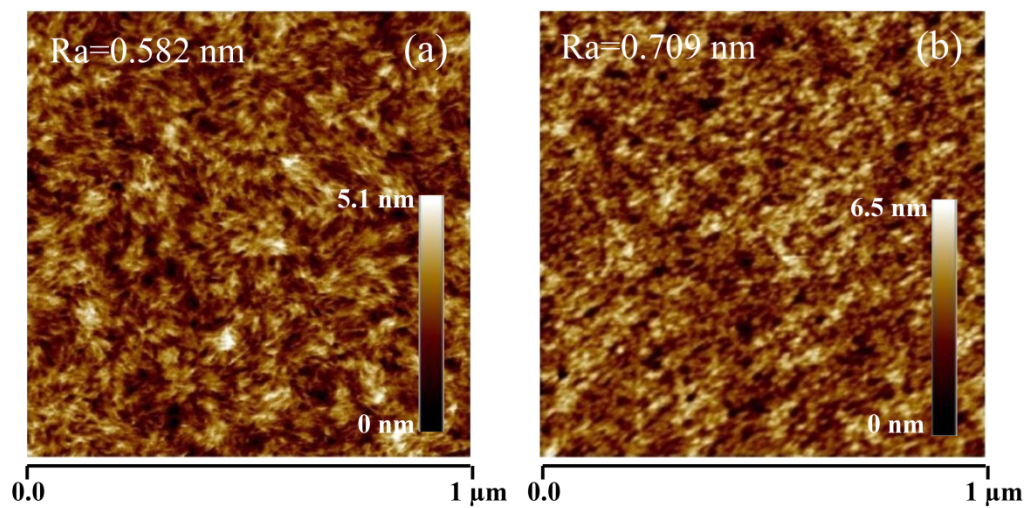
**Figure S4:** 2D-GIXRD images of the **PNDI-DPP** thin film (a) and **PNDI-T(DPP)T** thin film (b).



**Figure S5:** The preferred conformations of the trimmers of **PNDI-DPP** and **PNDI-T(DPP)T** obtained with DFT calculation.



**Figure S6:** OFET transfer curves for fresh **PNDI-DPP** (a) and **PNDI-T(DPP)T** (b) based devices (dark line) and after 3 months storage in ambient (red line).



**Figure S7:** Tapping mode AFM height images of **PNDI-DPP** (a) and **PNDI-T(DPP)T** (b) thin films.