

Electronic Supplementary Information

Green Synthesis, Photocatalytic and Photoelectrochemical Performance of Au-Graphene Nanocomposite[†]

Mohammad Ehtisham Khan^a, Mohammad Mansoob Khan^{a,b*}, and Moo Hwan Cho^{a*}

^a*School of Chemical Engineering, Yeungnam University, Gyeongsan-si, Gyeongbuk 712-749, South Korea. Phone: +82-53-810-2517, Fax: +82-53- 810-4631.*

^b*Chemical Sciences, Faculty of Science, Universiti Brunei Darussalam, Jalan Tungku Link, BE1410, Brunei Darussalam*

**Email: mhcho@ynu.ac.kr, mmansoobkhan@yahoo.com*

UV-vis diffuse reflectance spectra of P-G and Au-G nanocomposites

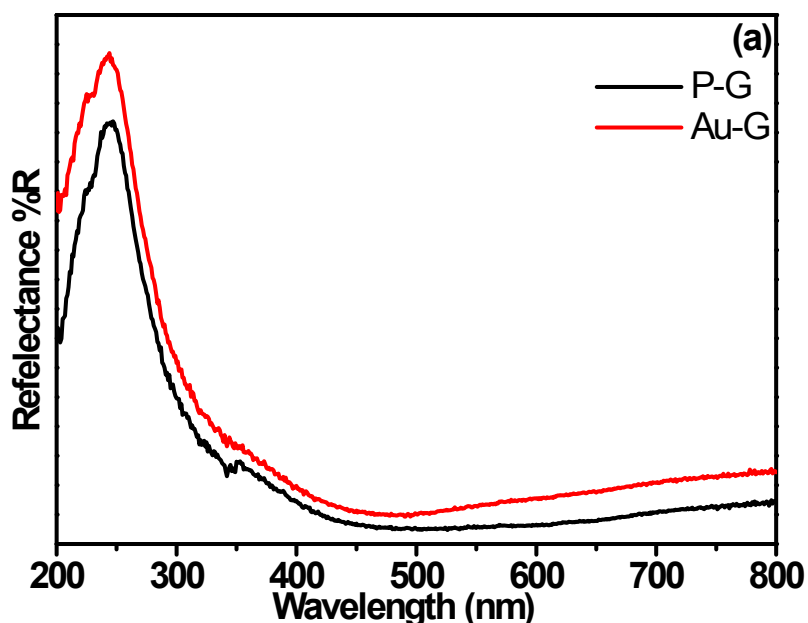


Fig. S1. (a) UV-Vis reflectance spectra of P-G and Au-G nanocomposite.

Acquired HAADF of Au-G nanocomposite




Fig. S2. Representative HAADF FE-TEM image of Au-G nanocomposite.

EDS of Au-G nanocomposite

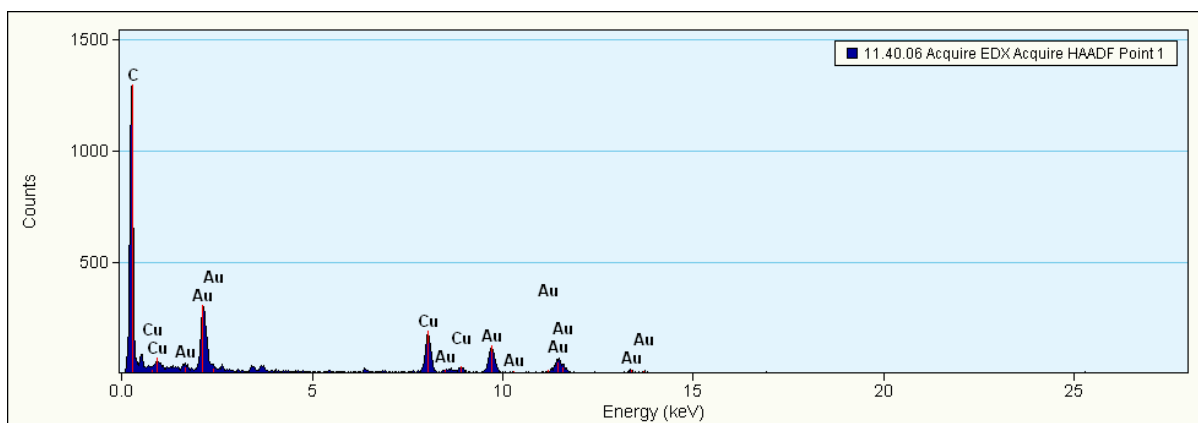


Fig. S3. EDS analysis of Au-G nanocomposite.

Table S1. Elemental composition of Au-G nanocomposite.

Element	Weight %	Atomic %	Uncert. %	Correction	k-Factor
C-K	70.08	97.46	1.34	0.26	3.940
Au-M	29.91	2.53	0.77	0.75	5.653