

Supplementary information

Structural properties, magnetic interactions, magnetocaloric effect and critical behaviour of cobalt doped $\text{La}_{0.7}\text{Te}_{0.3}\text{MnO}_3$

Bhagya Uthaman¹, K.S.Anand¹, Rajesh Kumar Rajan¹, Htet H. Kyaw², Senoy Thomas¹, Salim Al-Harhi², K.G.Suresh³ and Manoj Raama Varma^{1*}

¹Materials Science and Technology Division, CSIR-National Institute for Interdisciplinary Science and Technology, Thiruvananthapuram -695 019, India.

²Department of Physics, Sultan Qaboos University, Muscat PC 123, Sultanate of Oman

³Department of Physics, Indian Institute of Technology, Mumbai-400076, Mumbai, India

*Author to whom any correspondence should be addressed: manoj@niist.res.in

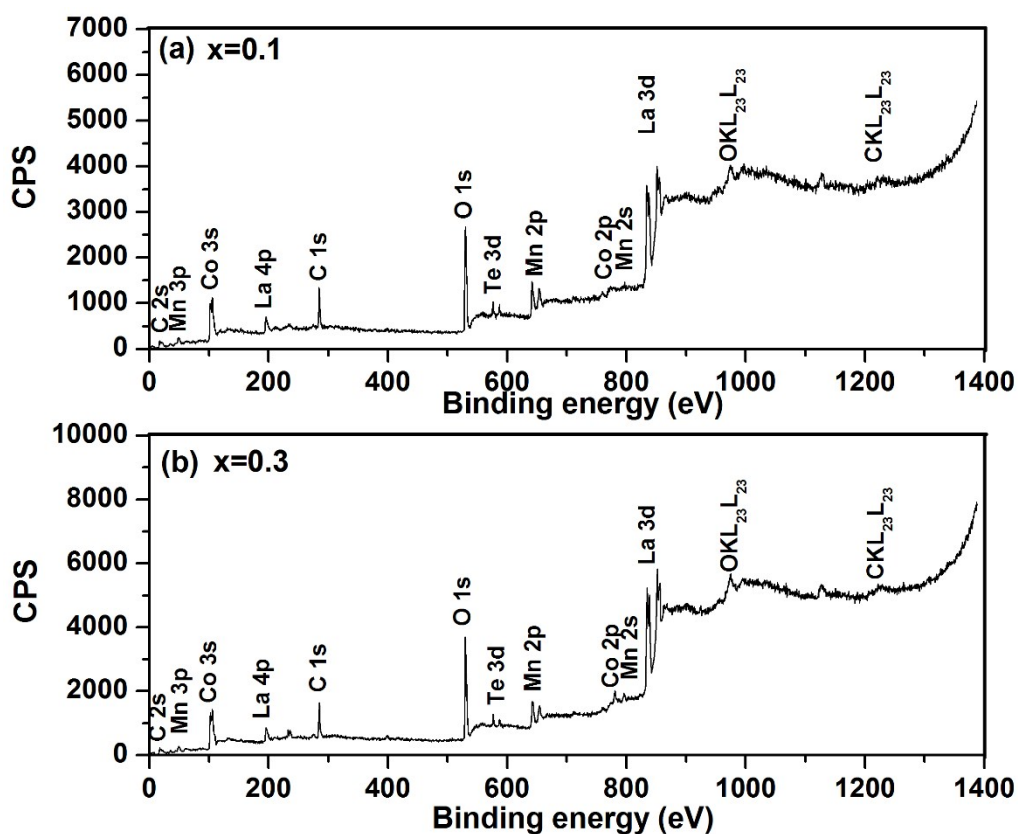


Fig. S1. XPS wide scan spectra of $\text{La}_{0.7}\text{Te}_{0.3}\text{Mn}_{1-x}\text{Co}_x\text{O}_3$ (a) $x=0.1$ and (b) $x=0.3$.

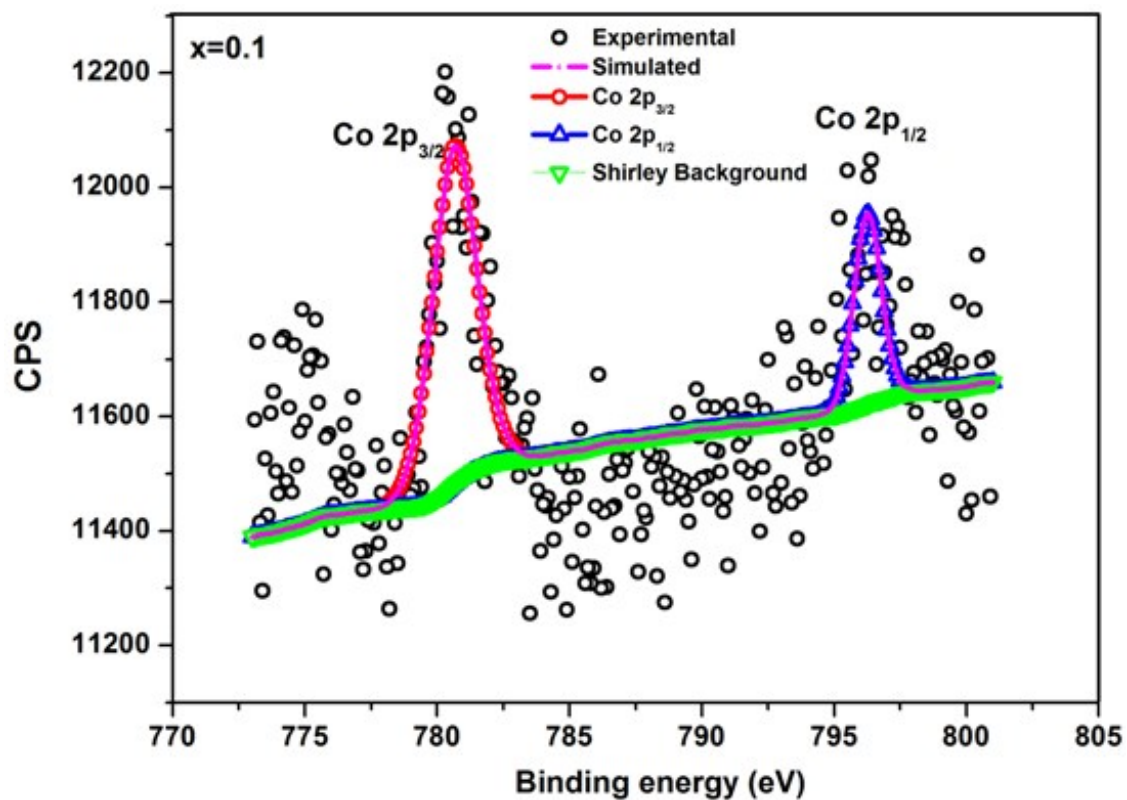


Fig. S2. Co 2p XPS spectra of $\text{La}_{0.7}\text{Te}_{0.3}\text{Mn}_{1-x}\text{Co}_x\text{O}_3$ for $x=0.1$.

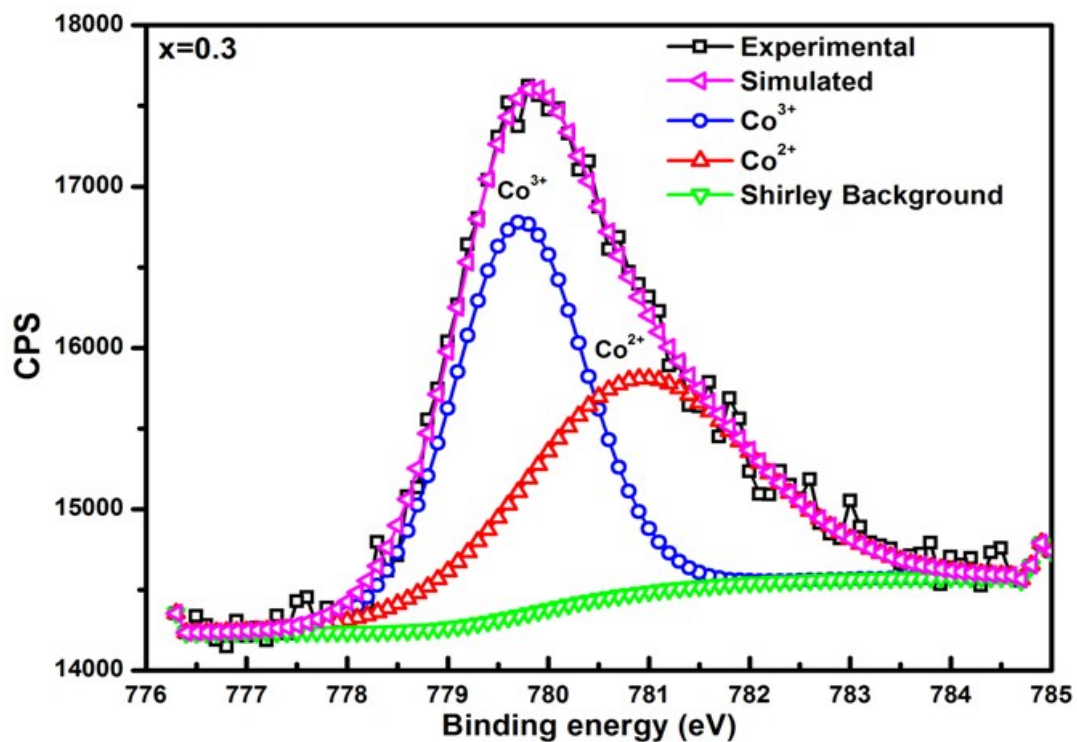


Fig. S3. $\text{Co } 2p_{3/2}$ XPS spectra of $\text{La}_{0.7}\text{Te}_{0.3}\text{Mn}_{1-x}\text{Co}_x\text{O}_3$ for $x=0.3$

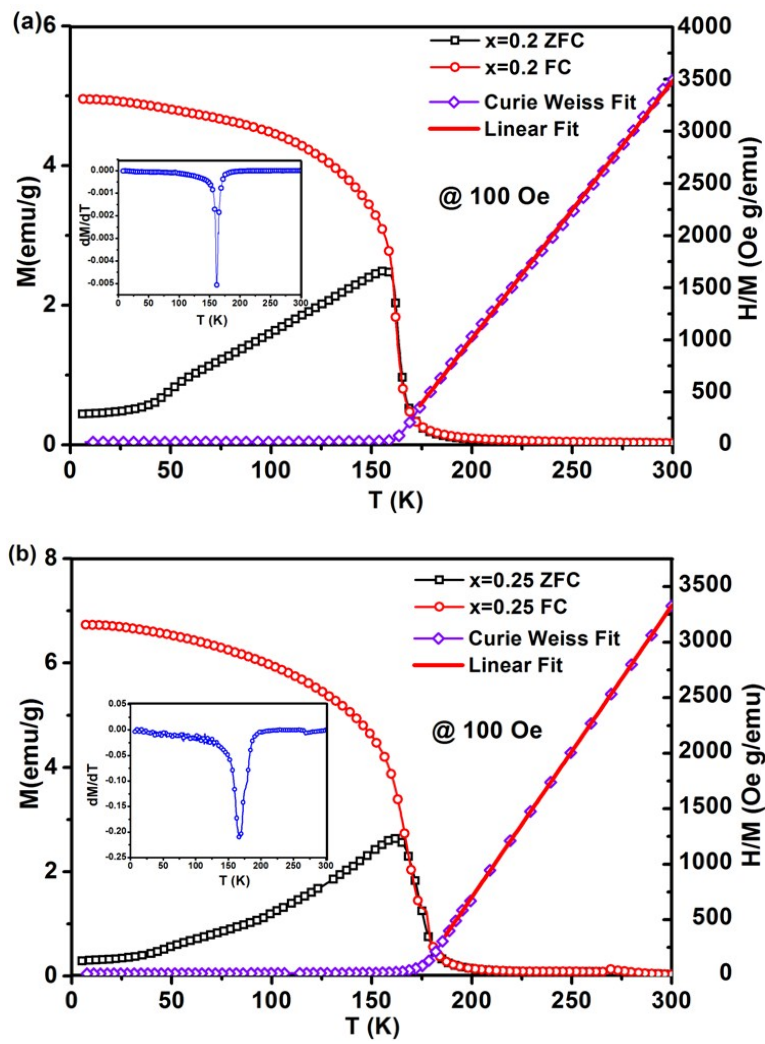


Fig. S4. Magnetization as a function of temperature for $\text{La}_{0.7}\text{Te}_{0.3}\text{Mn}_{1-x}\text{Co}_x\text{O}_3$ ($x=0.2$ and 0.25) measured at $H = 100$ Oe under the zero field-cooled (ZFC) and field-cooled (FC) modes.