

## Electronic supplementary information (ESI)

# **Cosolvent-free nanocasting synthesis of ordered mesoporous g-C<sub>3</sub>N<sub>4</sub> and its remarkable photocatalytic activity for methyl orange degradation**

Xiaochun Gao<sup>a</sup>, Xuejiao Jiao<sup>c</sup>, Lanchun Zhang<sup>a</sup>, Wencai Zhu<sup>a</sup>, Houyi Ma<sup>a,\*</sup> Ting Chen<sup>b,\*</sup>

*<sup>a</sup>Key Laboratory of Colloid and Interface Chemistry of State Education Ministry, School of Chemistry and Chemical Engineering, Shandong University, Jinan 250100, P.R. China*

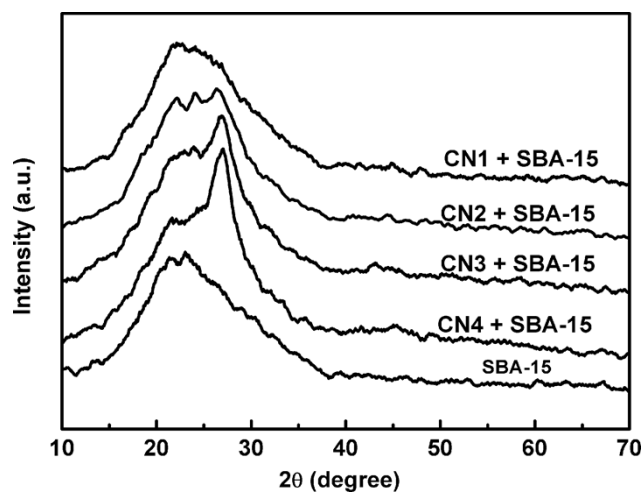
*<sup>b</sup>School of Science, Shandong Jianzhu University, Jinan 250101, P.R. China*

*<sup>c</sup>State Key Laboratory of Inorganic Synthesis and Preparative Chemistry, College of Chemistry, Jilin University, Changchun 130023, P.R. China;*

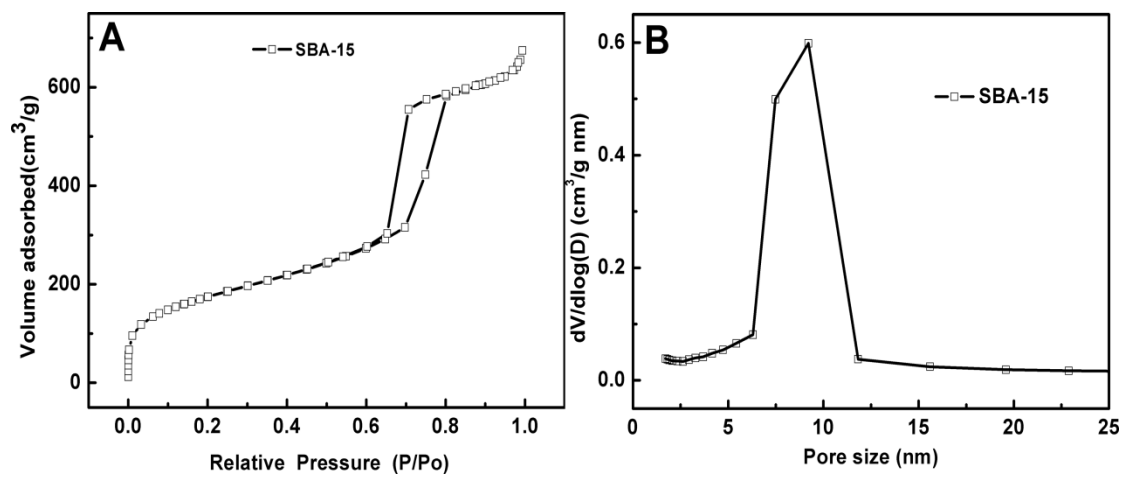
\*Corresponding author.

Prof. Houyi Ma Tel: +86-531-88364959; Fax: +86-531-88564464; E-mail: [hyma@sdu.edu.cn](mailto:hyma@sdu.edu.cn)

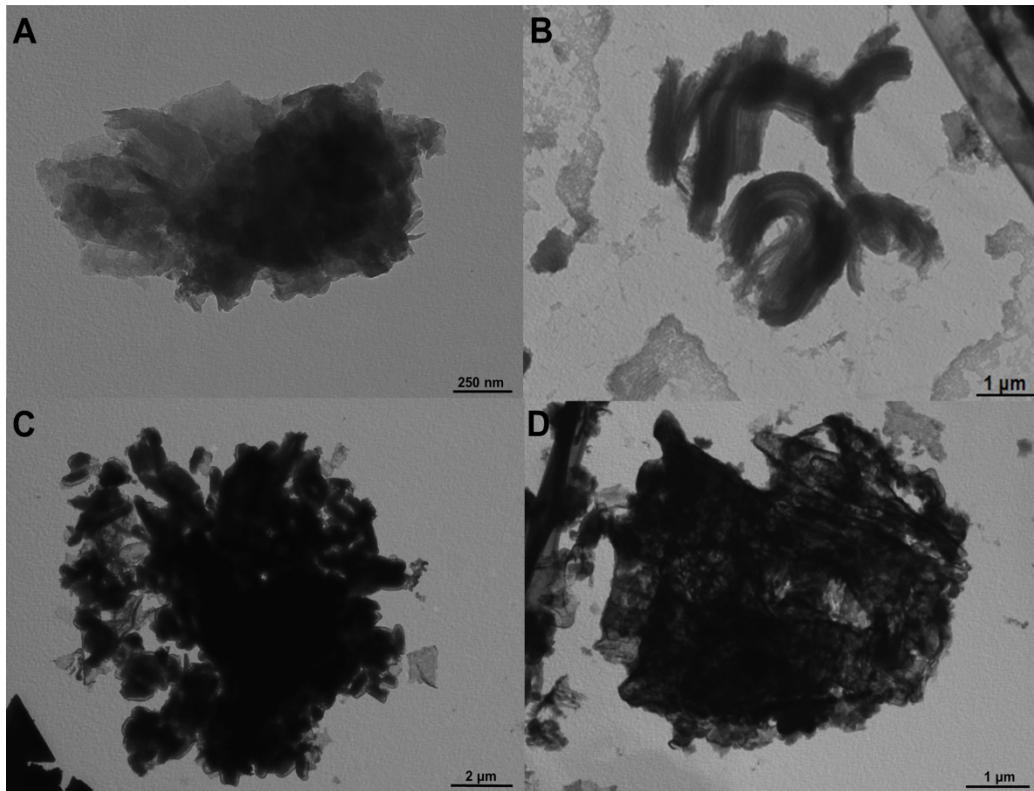
Dr. Ting Chen Tel: +86-531-86361596; E-mail: [chenting@sdjzu.edu.cn](mailto:chenting@sdjzu.edu.cn)



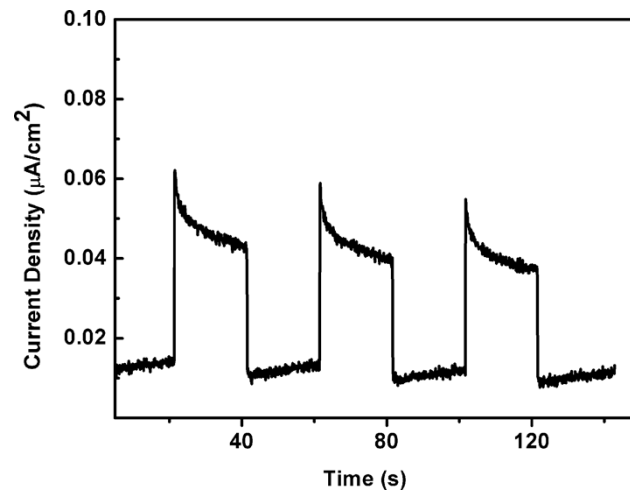
**Fig. S1** XRD patterns of SBA-15 and CNX+SBA-15 samples.



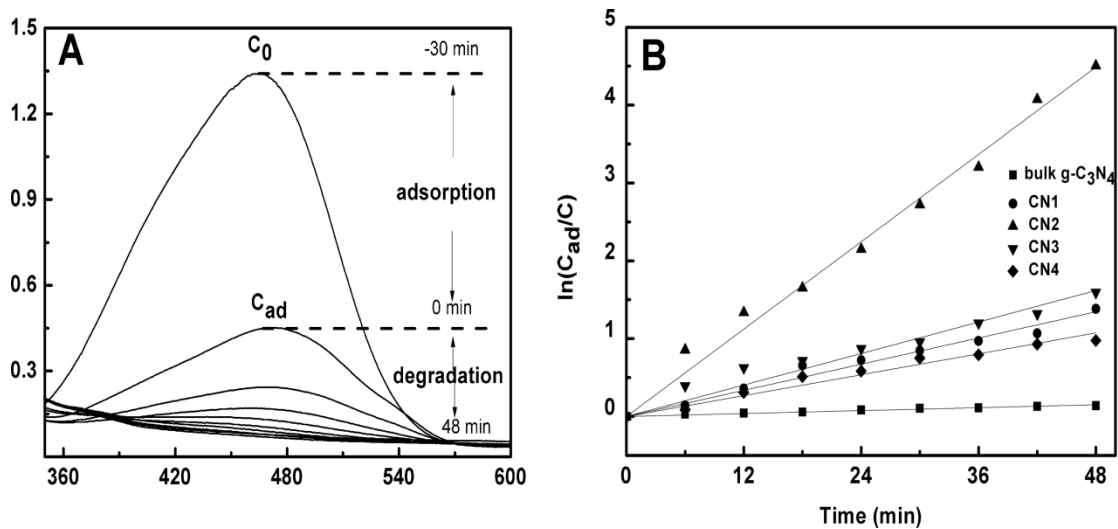
**Fig. S2** Nitrogen adsorption -desorption isotherms (A) and pore size distributions (B) of SBA-15.



**Fig. S3** TEM images of bulk  $g\text{-C}_3\text{N}_4$  (A), CN1 (B), CN3 (C), and CN4 (D).



**Fig. S4** Photocurrent responses of bulk  $g\text{-C}_3\text{N}_4$  (detail).



**Fig. S5** (A) UV-vis absorption spectra of MO over CN2 for different irradiation times; (B) first-order kinetic plots for the photodegradation of MO;