

Supplementary Information for:

Synthesis of Fluorinated SnO₂ 3D Hierarchical Structure Assembled from Nanosheets and

Its Enhanced Photocatalytic Activity

Youzhi Wang, Guoe Cheng, Yu Zhang, Hanzhong Ke and Chunling Zhu*

Faculty of Material & Chemistry

China University of Geosciences

Wuhan, 430074, P.R. China

**E-mail: chengguoe68@aliyun.com, chengge@cug.edu.cn*

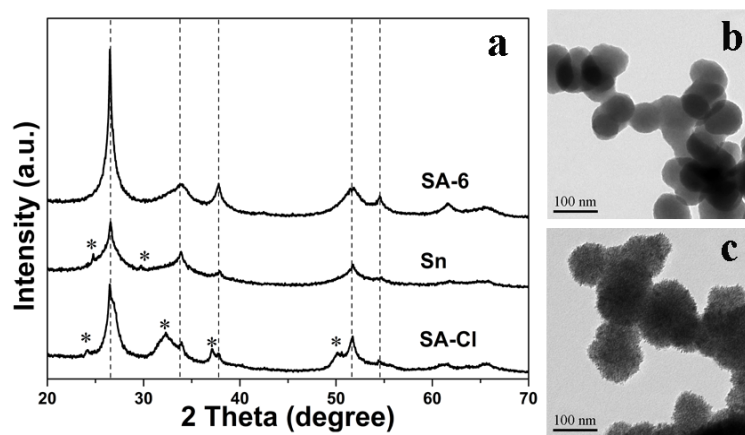


Fig. 1S (a) XRD patterns of Sn and SA-Cl; (b, c) TEM images of Sn and SA-Cl.

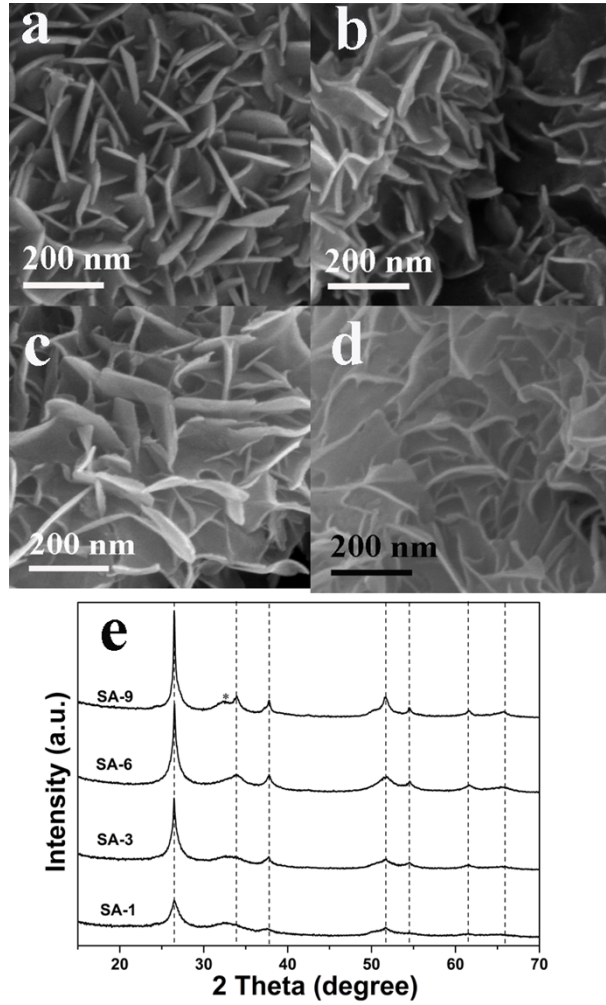


Fig. 2S (a-d) SEM images of SA-1, SA-3, SA-6 and SA-9 respectively; (e) XRD patterns of these samples.

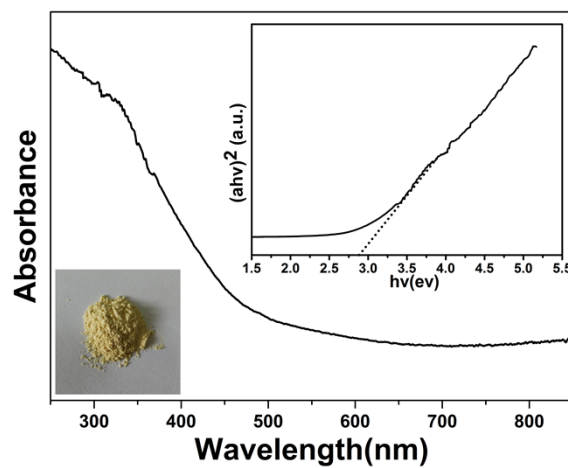


Fig. 3S UV-visible diffuse reflectance spectrum of SA-6, curve in the inset is the corresponding $(Ah\nu)^2$ versus Photon energy ($h\nu$) for the evaluation of the bandgap energy, a is denoted as the absorbance.