

Supplementary Information

Figure caption of the Supplementary Information

Figure S1

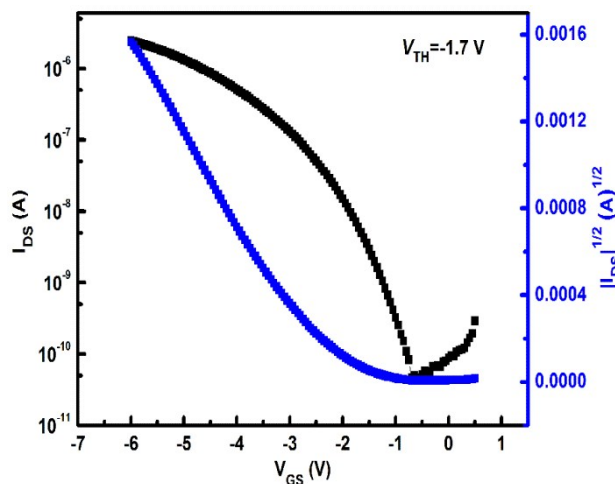


Figure S1

Figure S1: the transfer curves of the flexible OFETs with thinner double PMMA/PVP gate insulators (~ 60 nm)

Figure S2

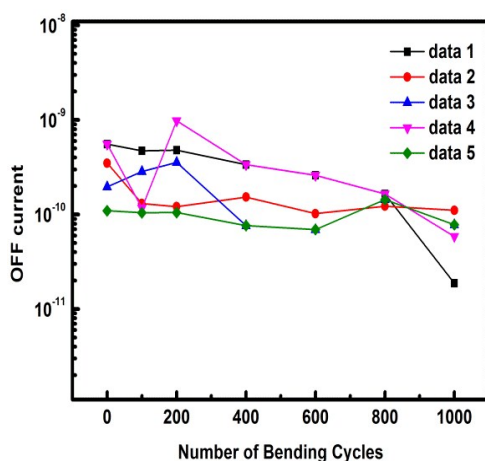


Figure S2 (a)

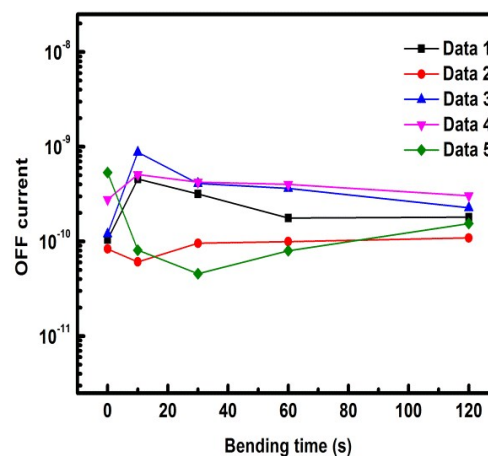


Figure S2 (b)

Figure S2: The variation in OFF current of the flexible OTFTs as a function of (a) the mechanical bending cycles and (b) mechanical bending time.

Figure S3

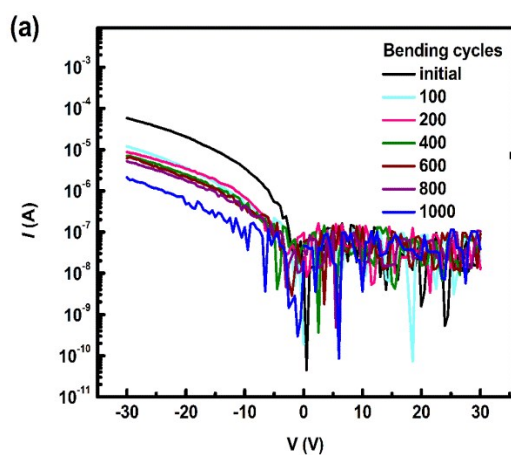


Figure S3 (a)

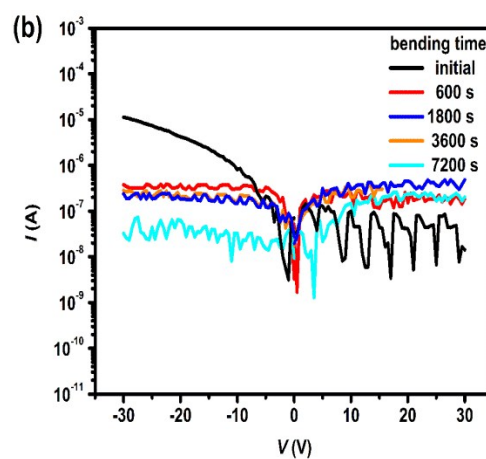


Figure S3 (b)

Figure S3: The Variation of the electrical properties of the diodes with structure of Au (Source)/pentacene/Au (Drain) of flexible OFETs as function of (a) the mechanical bending cycles and (b) mechanical bending time