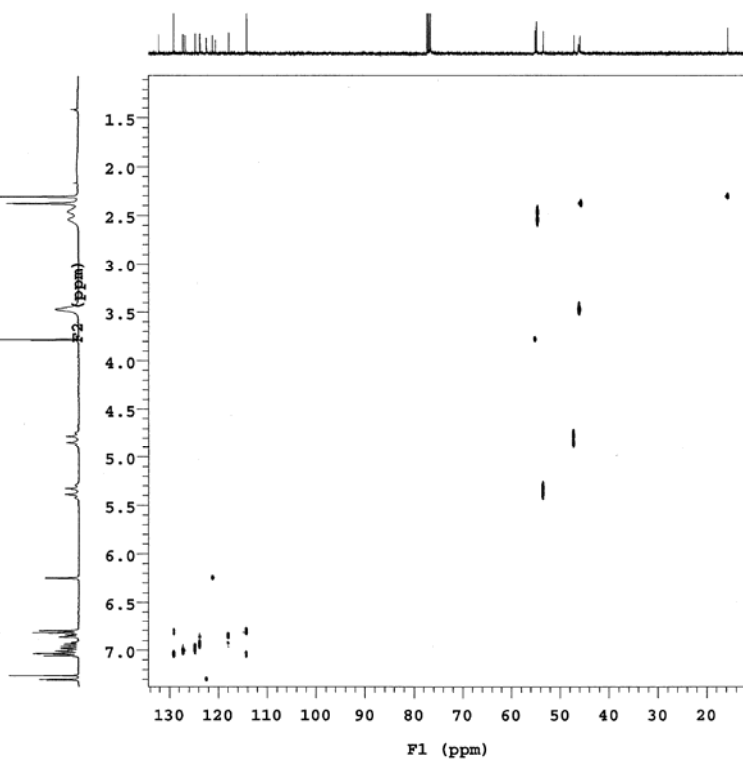
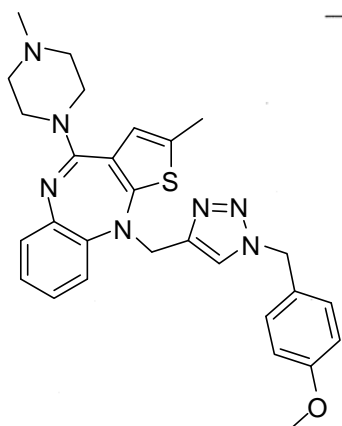


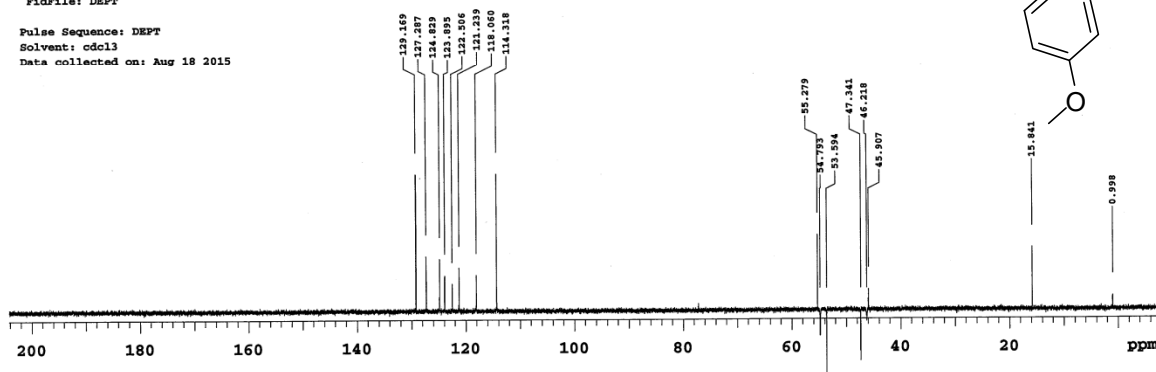
HSQC of 3c

ILS-BYS-C106-T-1 in CDCl₃
HSQC EXPT.
A.R.No : NM15H090
Sample Name:
Data Collected on:
DRILS-vnmr400
Archive directory:
Sample directory:
Fidfile: HSQCAD
Pulse Sequence: HSQCAD
Solvent: cdcl3
Data collected on: Aug 18 2015



DEPT of 3c

ILS-BYS-C106-T-1 in CDCl3
 DEPT EXPT.
 A.R.NO: NA15H090-3
 Sample Name:
 Data Collected on:
 DRILS-vnmrs400
 Archive directory:
 Sample directory:
 Fidfile: DEPT
 Pulse Sequence: DEPT
 Solvent: cdcl3
 Data collected on: Aug 18 2015



The compound **3c** was characterized by spectral data. Some of its ^1H NMR (red) and ^{13}C NMR (blue) signals obtained are shown below

