

RSC advances

Supplementary Data

**Coagulation behavior and floc structure characteristic of cationic
lignin-based polymer-polyferric chloride dual-coagulants under
different coagulation conditions**

Ruihua Li, Baoyu Gao*, Shenglei Sun, Hui Wang, Yingxue Liu, Qinyan Yue, Yan Wang

Key laboratory of water pollution control and recycling (Shandong), School of
Environmental Science and Engineering, Shandong University, Jinan 250100, PR
China

* Corresponding author:

Tel: +86-531-88366771

Fax: +86-531-88364513

E-mail address: bygao@sdu.edu.cn (B. Y. Gao)

5 Pages, 3 Figures

Figure list:

Fig. S1 Comparison of various LDA dosages profiles for removal ratio and zeta potential using PFC as coagulant.

Fig. S2 pH value of coagulated effluent under different coagulation conditions.

Fig. S3 Zeta potential of LDA and Lignin under different pH conditions.

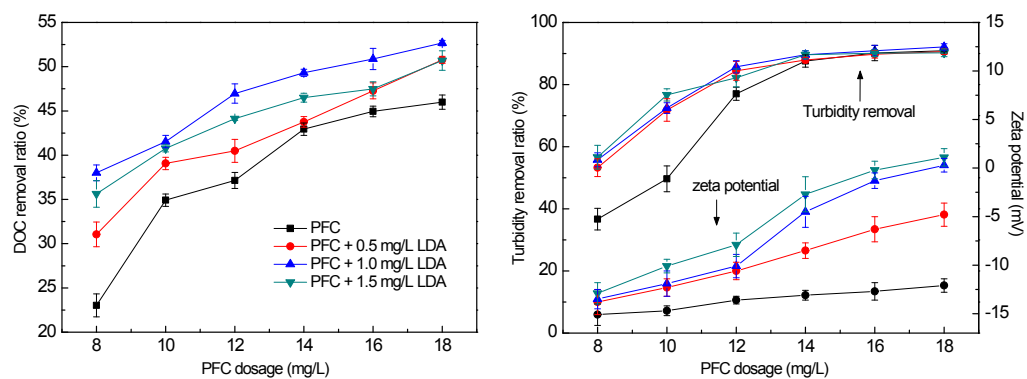


Fig. S1 Comparison of various LDA dosages profiles for removal ratio and zeta potential using PFC as coagulant.

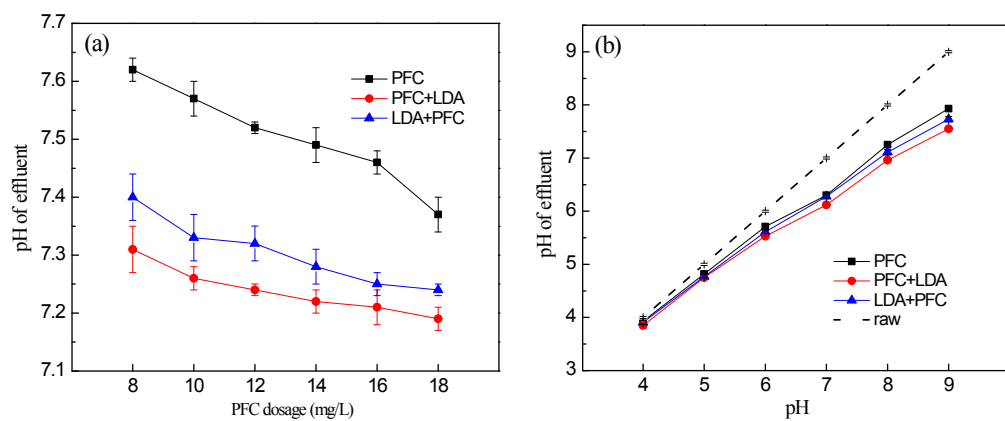


Fig. S2 pH value of coagulated effluent under different coagulation conditions: (a) PFC dosage; (b) Solution pH.

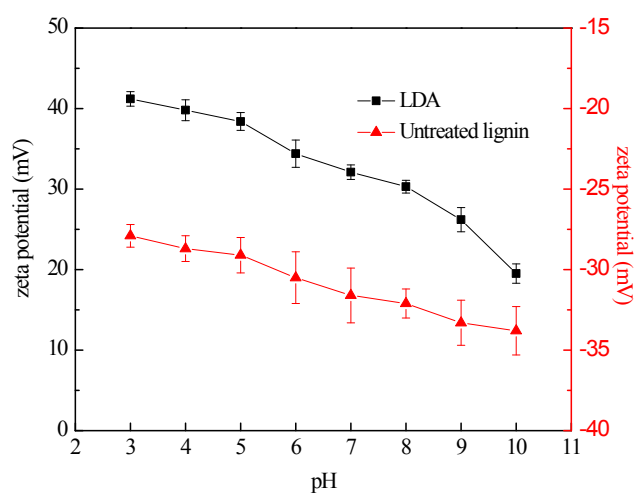


Fig. S3 Zeta potential of LDA and Untreated lignin under different pH conditions.