

MRI-visible polymer based on poly(methyl methacrylate) for imaging applications

Mira Younis,^{a,b} Vincent Darcos,^{a} Cédric Paniagua,^a Pauline Ronjat,^a Laurent Lemaire,^c Benjamin Nottelet,^a Xavier Garric,^a Youssef Bakkour,^d John Hanna El Nakat,^b Jean Coudane^a*

^a Max Mousseron Institute of Biomolecules, UMR CNRS 5247, University of Montpellier 1, University of Montpellier 2, Faculty of Pharmacy, 15 Avenue Charles Flahault, BP 14491, 34093 Montpellier cedex 5, France, Fax: +33 467520898; Tel: +33 411759704.

^b Department of Chemistry, Faculty of Sciences, University of Balamand, Al_Kurah, P.O. Box 100, Lebanon

^c Micro et Nanomédecines Biomimétiques-MINT, INSERM UMR-S1066, Université Angers, 4 rue Larrey, 49933 Angers Cedex 9, France

^d Laboratory of Applied Chemistry, Faculty of Science III, Lebanese University, P.O.Box 826, Tripoli, Lebanon

Corresponding author: Vincent Darcos (E-mail: vincent.darcos@univ-montpl.fr)

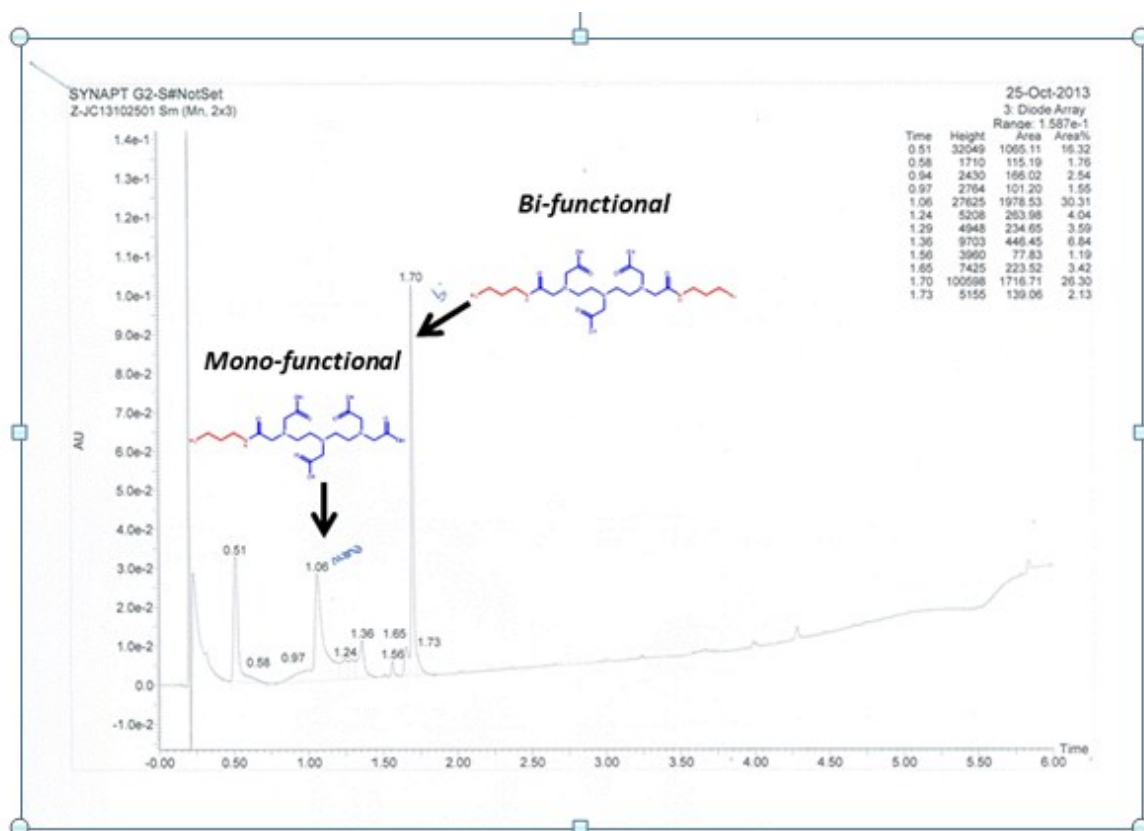


Figure S1. LCMS of the crude material for the synthesis of **1**

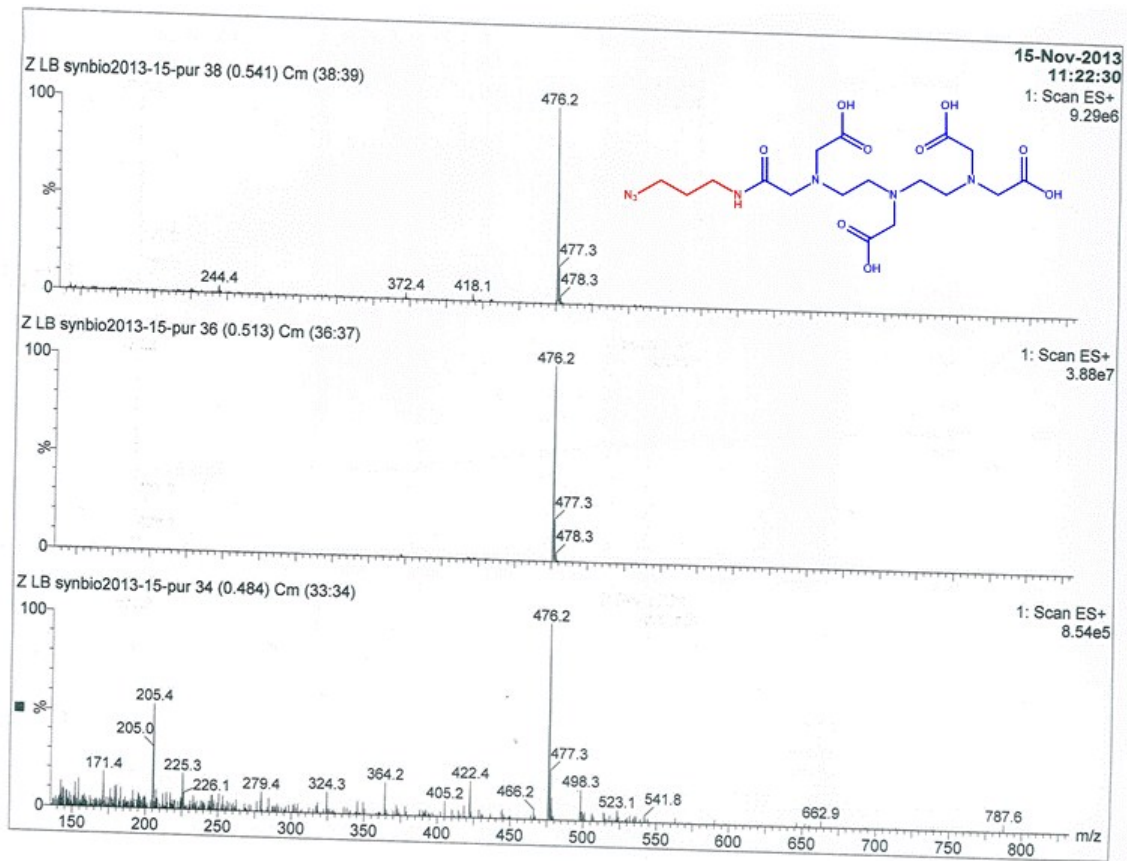


Figure S2. LCMS of the azido mono-functionalized DTPA **1**

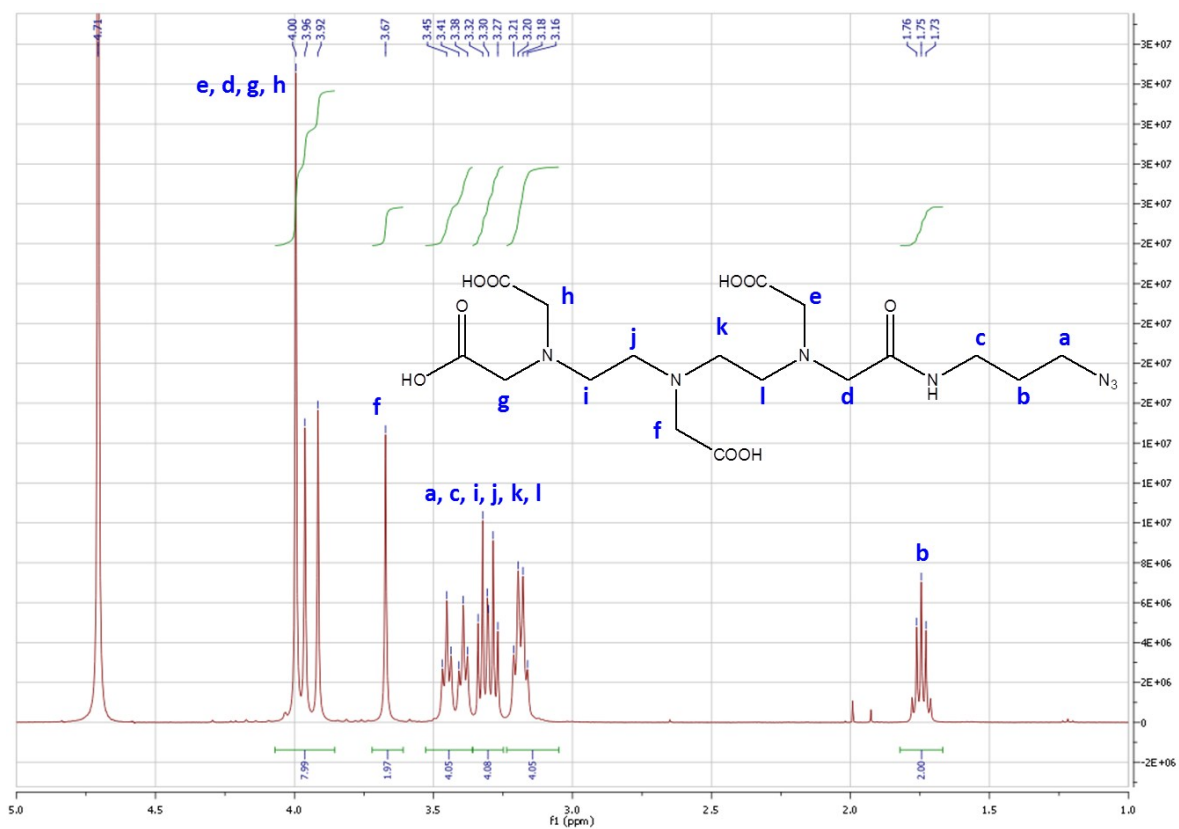


Figure S3. ^1H NMR of azido mono-functionalized DTPA 1 in D_2O