

## Continuous flow Buchwald-Hartwig amination of a pharmaceutical intermediate

Polina Yaseneva,<sup>1</sup> Paul Hodgson,<sup>1</sup> Jacek Zakrzewski,<sup>1</sup> Sebastian Falß,<sup>2</sup> Rebecca A. Meadows,<sup>3</sup> Alexei A. Lapkin<sup>1\*</sup>

<sup>1</sup> *Department of Chemical Engineering and Biotechnology, University of Cambridge, Cambridge CB2 3RA, United Kingdom*

<sup>2</sup> *INVITE GmbH, Chempark Leverkusen, 51373 Leverkusen, Germany*

<sup>3</sup> *Pharmaceutical Development, AstraZeneca, Silk Road Business Park, Macclesfield SK10 2NA, United Kingdom*

### Supporting Information

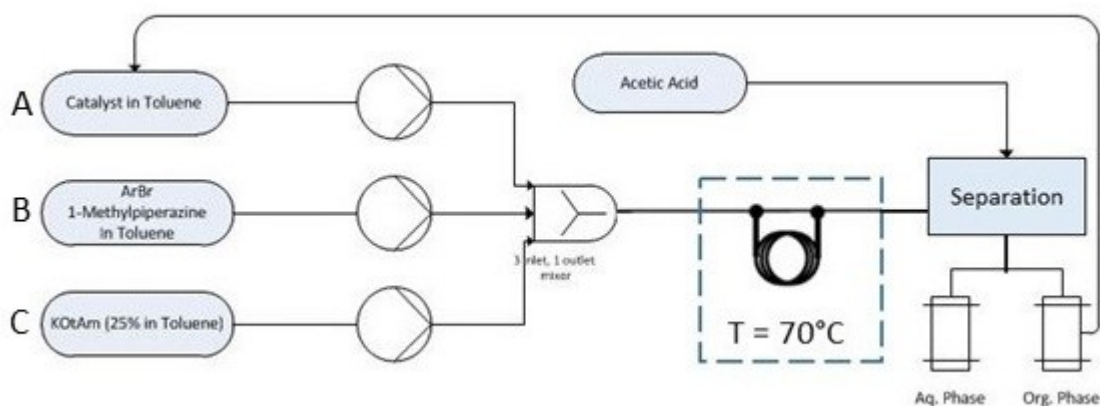


Figure S1. Schematic diagram of the flow and catalyst recycling experimental system.

\* Corresponding author. Email: aal35@cam.ac.uk; Fax: +44 1223 334796.

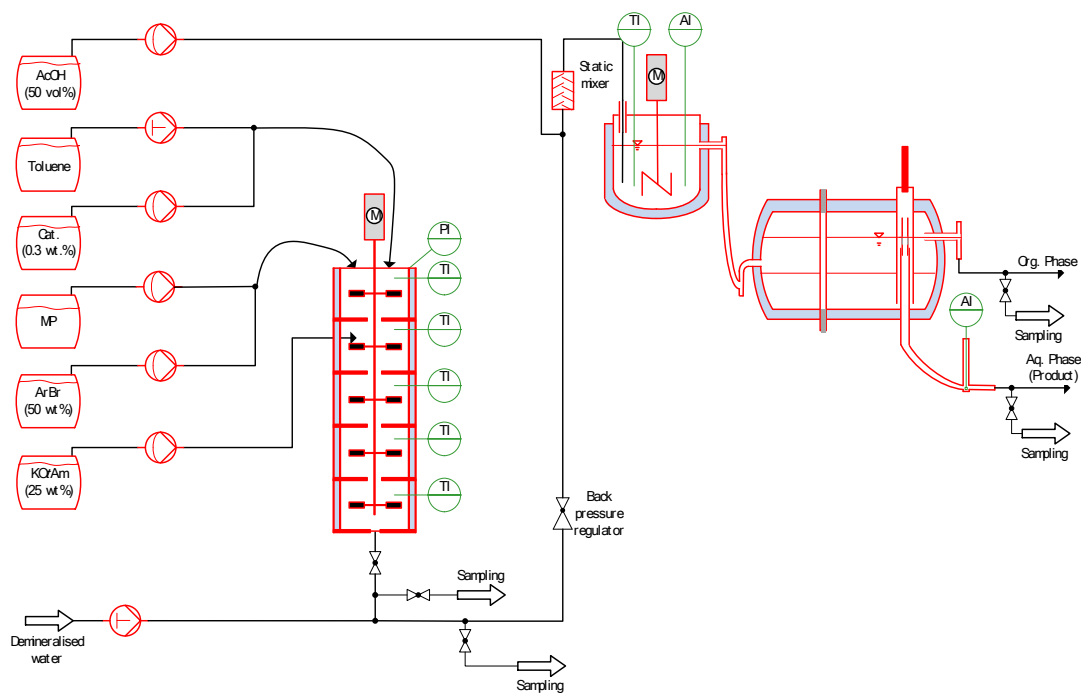


Figure S2. Schematic diagram of the flow pilot reactor constructed at INVITE.

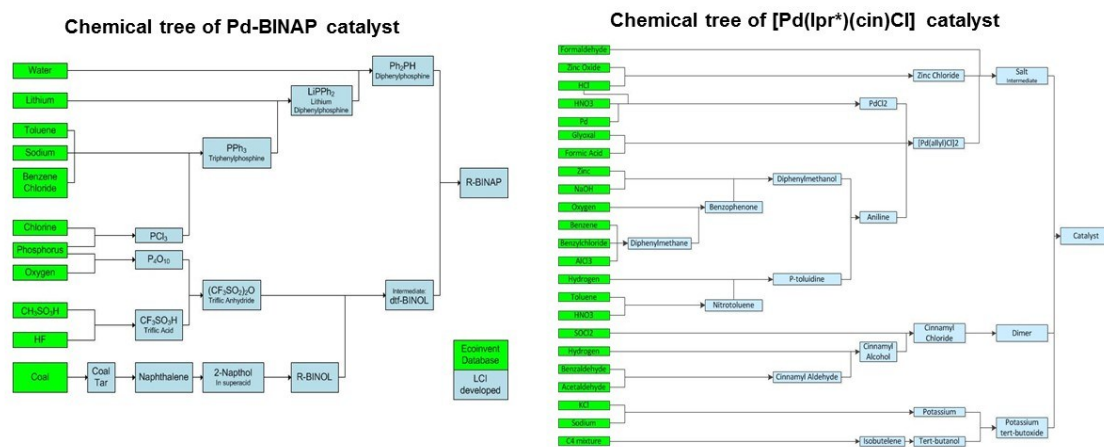


Figure S3. Chemical trees for synthesis of the two catalysts studied.