

Supporting document to:

Systematic increase of electrocatalytic turnover at nanoporous platinum surfaces prepared by atomic layer deposition

Loïc Assaud, Johannes Schumacher, Alexander Tafel, Sebastian Bochmann,
Silke Christiansen, and Julien Bachmann




Figure S1. Top views (a, b) and cross section (c, d) SEM micrographs of TiO₂ nanotubes coated by ALD with Pt.





Figure S2. Cross section views of Ti felts after anodization at 40 V, 2 h in glycerol + NH_4F 0.5 wt-%.