

Hydrothermal Synthesis of Graphene/Fe³⁺-Doped TiO₂ Nanowire Composites with Highly Enhanced Photocatalytic Activity under Visible Light Irradiation

Wenqiang Li,^a Xiang Liu^{*a} and Hexing Li^{*b}

^a The Laboratory of Food Colloids and Biotechnology, Ministry of Education, School of Chemical and Material Engineering, Jiangnan University, Wuxi 214122, China. E-mail: liuxiang@jiangnan.edu.cn

^b The Key Laboratory of the Chinese Ministry of Education in Resource Chemistry, Shanghai Normal University, Shanghai 200234, China. E-mail: hexing-li@shnu.edu.cn

Supplementary information

Content

Figure S1	S2
Figure S2	S2
Figure S3	S3




Figure S1. SEM of the GR/NPCs.

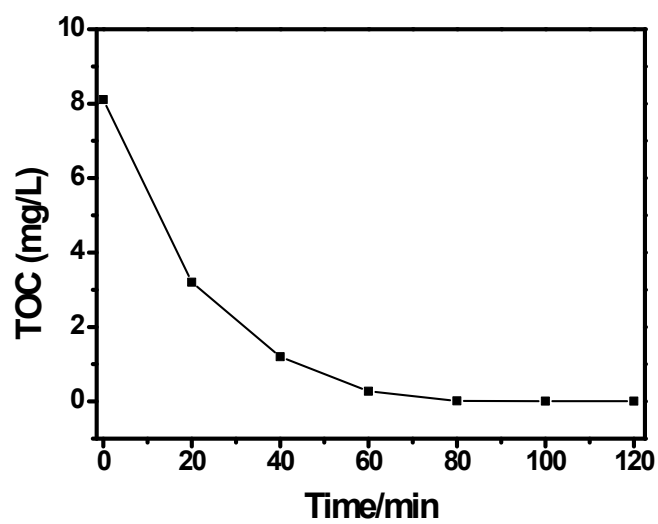


Figure S2. The TOC removal curve of MB photocatalytic degradation by GR/Fe-NWCs.

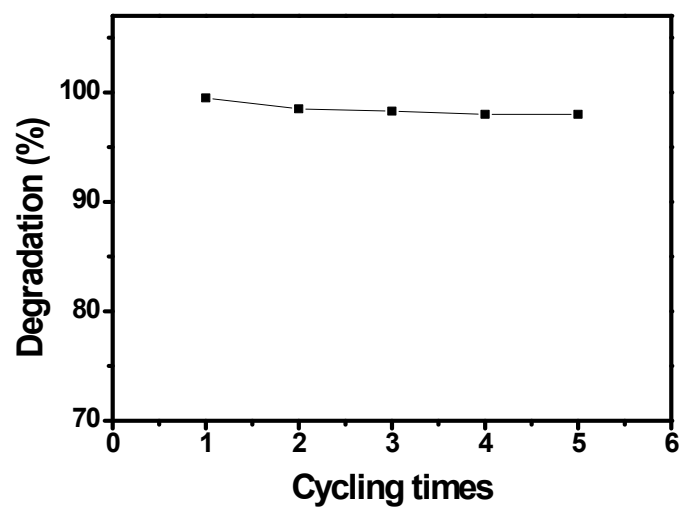


Figure S3. The cycling degradation efficiency of GR/Fe-NWCs toward MB under visible light irradiation.
