

**Supplementary Information for**  
**NiCo<sub>2</sub>O<sub>4</sub>@NiO Hybrid Arrays with Improved Electrochemical**  
**Performance for Pseudocapacitors**

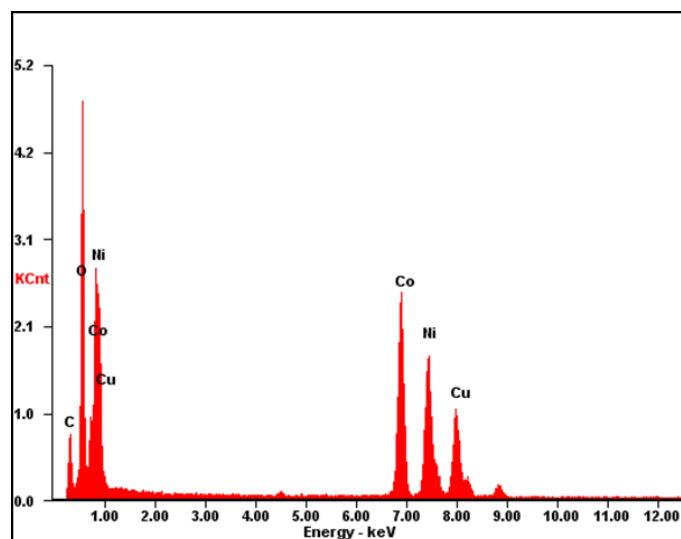


Figure S1 EDX result of the NiCo<sub>2</sub>O<sub>4</sub>@NiO HNW.

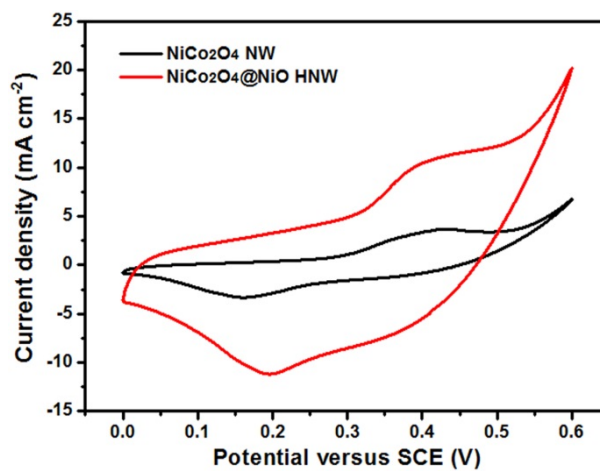


Figure S2 CV curves of NiCo<sub>2</sub>O<sub>4</sub> NW and NiCo<sub>2</sub>O<sub>4</sub>@NiO HNW.

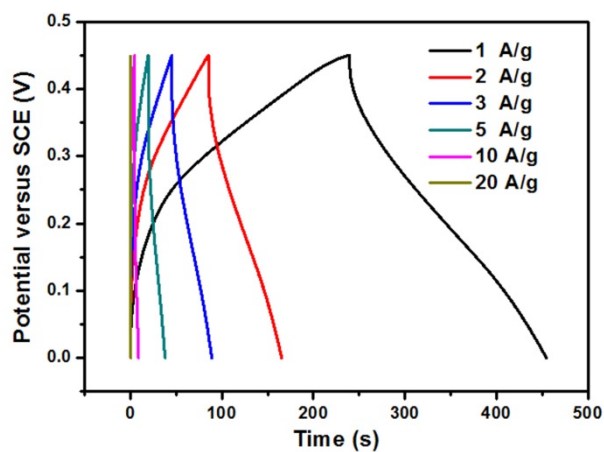


Figure S3 charge–discharge curves of the  $\text{NiCo}_2\text{O}_4$  NW at various current densities.

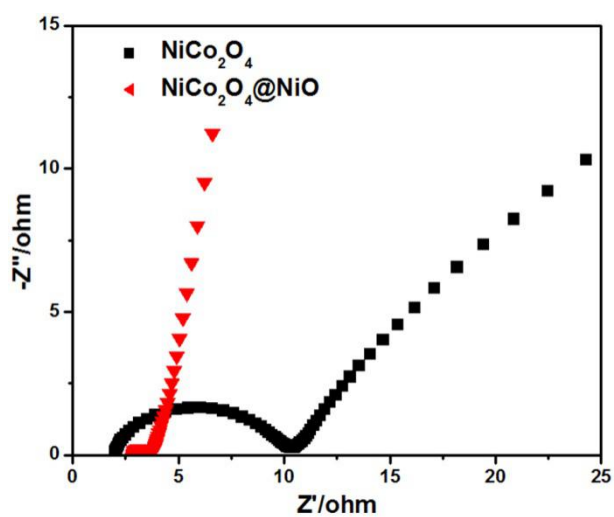


Figure S4 Nyquist plots of  $\text{NiCo}_2\text{O}_4$  NW and  $\text{NiCo}_2\text{O}_4@$ NiO HNW.