

Lethal photosensitisation of *Staphylococcus aureus* and *Escherichia coli* using crystal violet and zinc oxide-encapsulated polyurethane

Sandeep K. Sehmi,^{a,b,c} Sacha Noimark,^a Joseph C. Bear,^a William J. Peveler,^a Melissa Bovis,^b Elaine Allan,^c Alexander J. MacRobert^b and Ivan P. Parkin*

^aMaterials Chemistry Research Centre, Department of Chemistry, University College London, 20 Gordon Street, London, WC1H 0AJ, UK. E-mail: i.p.parkin@ucl.ac.uk

^bUCL Division of Surgery and Interventional Science,

67-73 Riding House Street, London, W1 W7EJ, UK. Email: a.macrobot@ucl.ac.uk

^cDepartment of Microbial Diseases, UCL Eastman Dental Institute, University College London, 256 Gray's Inn Road, London, WC1X 8LD, UK

Supplementary Information

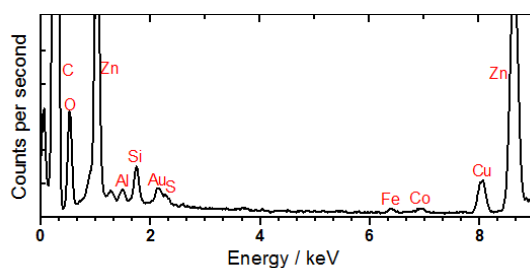


Figure S1 EDX spectrum of ZnO.

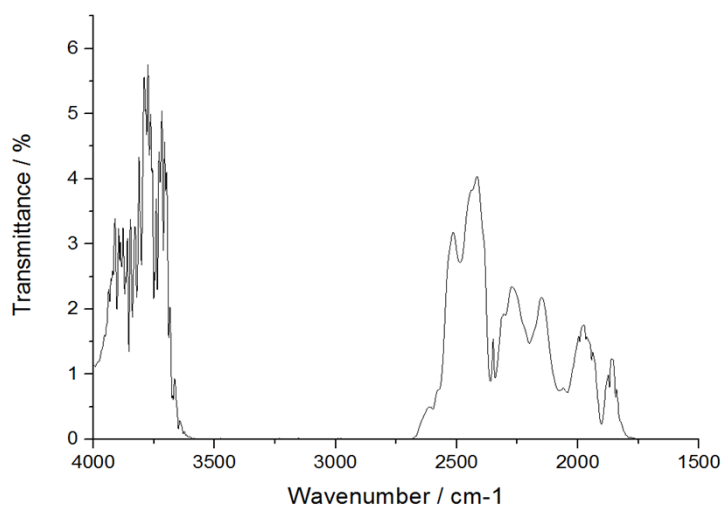


Figure S2 ATR spectrum of solvent treated polyurethane (control).

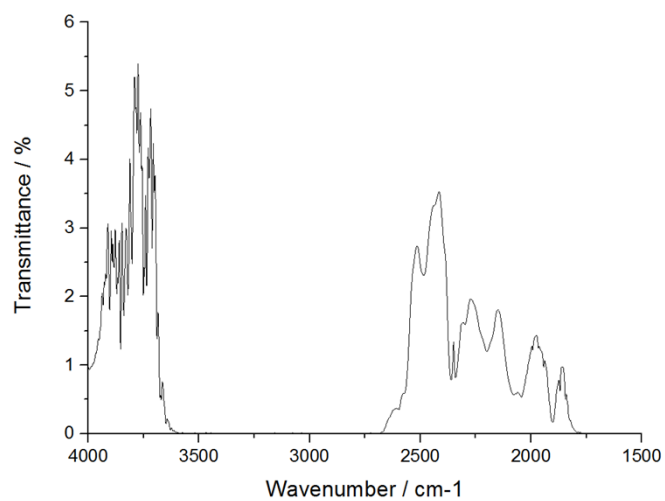


Figure S3 ATR spectrum of ZnO-encapsulated polyurethane (ZnO).

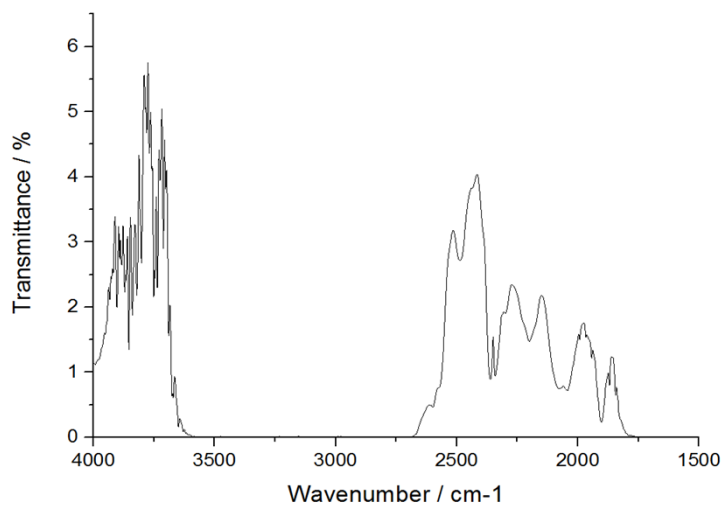


Figure S4 ATR spectrum of CV-coated polyurethane (CV).

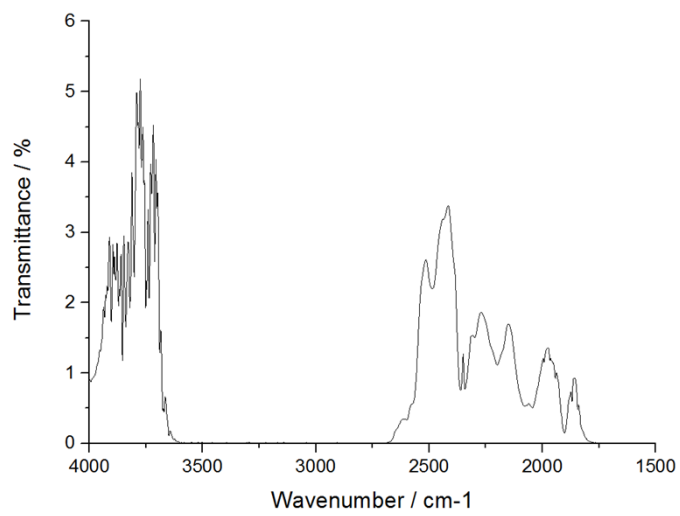


Figure S5 ATR spectrum of CV and ZnO-encapsulated polyurethane (CVZnO).