

## **The preparation and characterization of nitric oxide releasing silicone rubber materials impregnated with *S*-nitroso-*tert*-dodecyl mercaptan**


Alex R. Ketchum<sup>a</sup>, Michael P. Kappler<sup>a</sup>, Jianfeng Wu<sup>b</sup>, Chuanwu Xi<sup>b</sup>, Mark E. Meyerhoff<sup>a\*</sup>

<sup>a</sup> Department of Chemistry, University of Michigan, Ann Arbor, MI USA


<sup>b</sup> Department of Environmental Health Sciences, University of Michigan School of Public Health, Ann Arbor, MI USA

**\*Corresponding Author:**

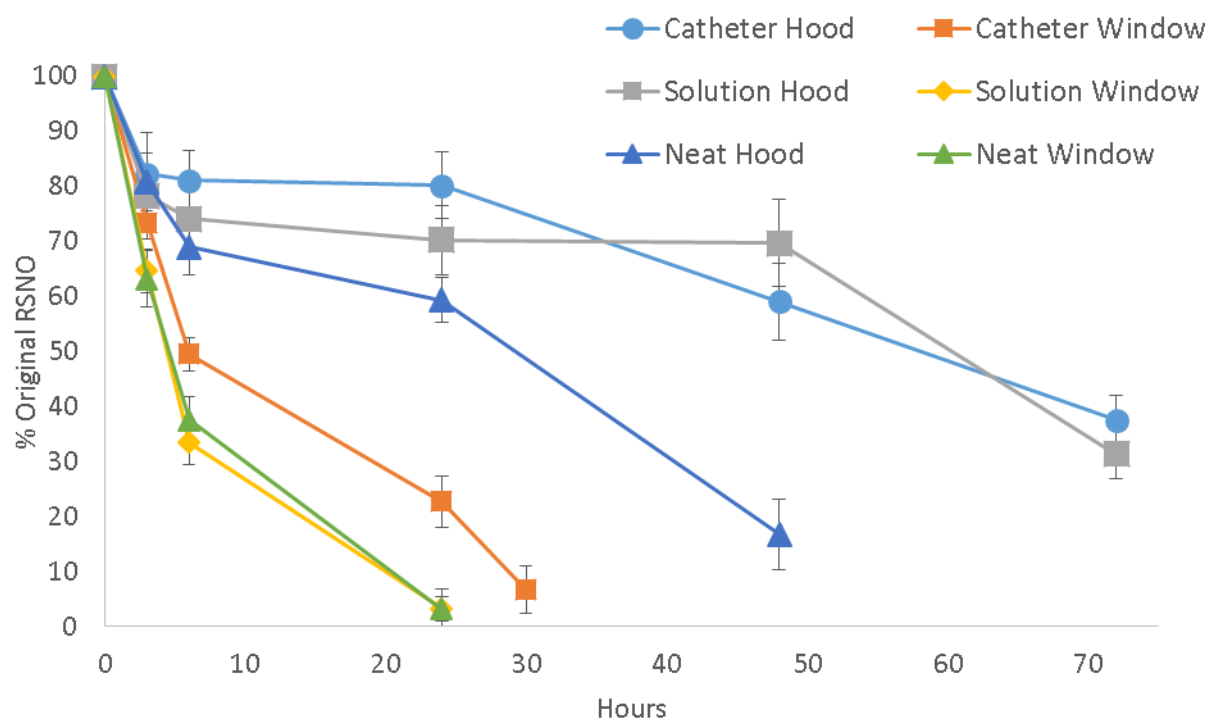
**Mark E. Meyerhoff  
Department of Chemistry  
930 N. University Ave.  
Ann Arbor, MI 48109  
Telephone: (734) 764-2169  
E-mail: mmeyerho@umich.edu**



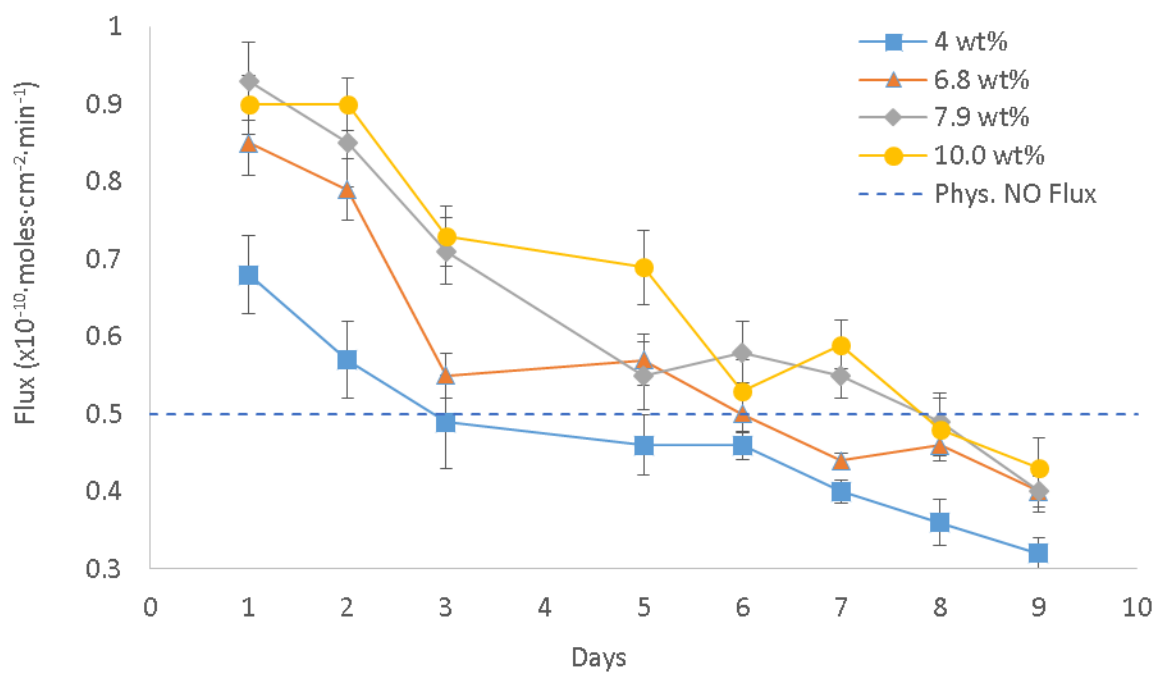
**Fig. 1S** SR tubing segments swelling with SNTDM/solvent solution. Tubing retained SNTDM's color upon impregnation with intensity correlating to wt%. The SR tubing return to original dimensions following solvent evaporation.



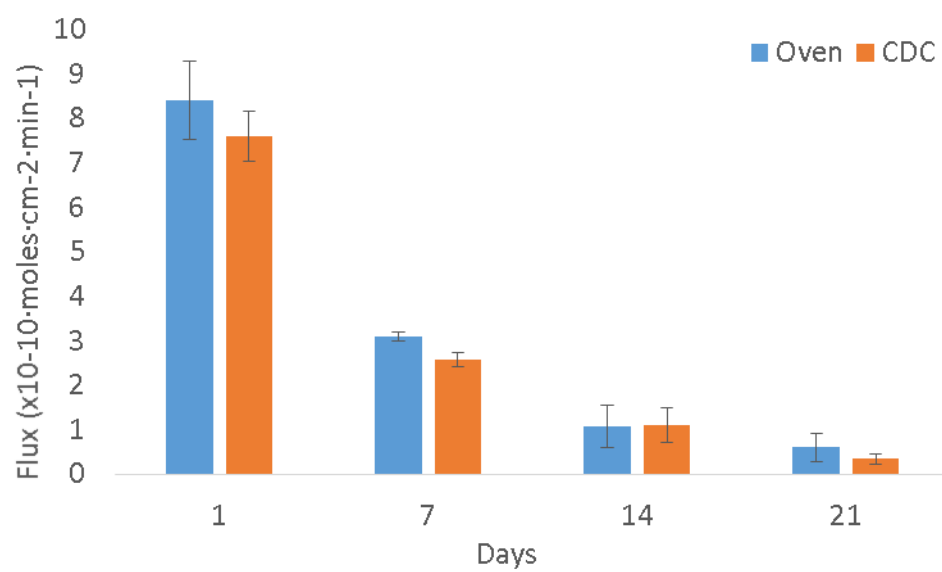
**Fig. 2S** Small segments and cross sections of silicone rubber impregnated with (a) 6.8, (b) 4.0, (c) 1.3, and (d) 0 % SNTDM showing homogenous dispersions (as indicated by color).



**Fig. 3S** The effects of light sources and phase dependence on SNTDM's NO release



**Fig. 4S** Various wt% SNTDM/SR tubing's NO fluxes following EtO sterilization.



**Fig. 5S** NO Flux levels measured throughout an antimicrobial experiment compared to oven storage.