

## Supporting Information

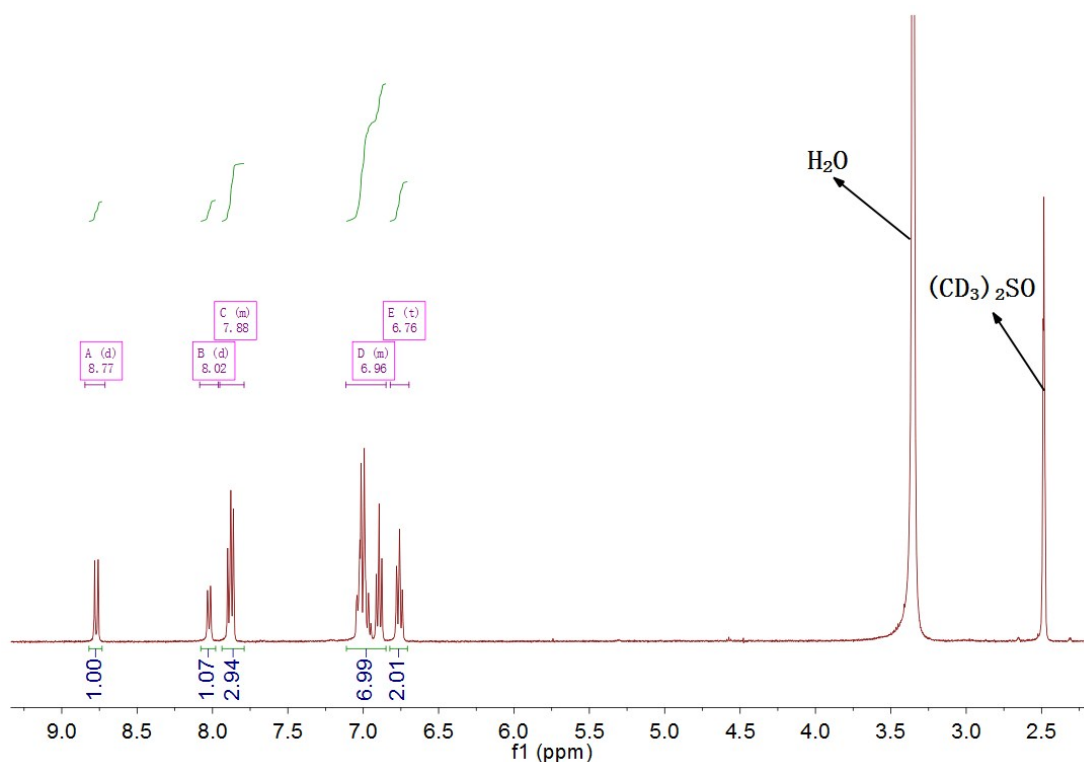
### New Homoleptic Iridium Complexes with C<sup>^</sup>N=N Type Ligand for High Efficiency Orange and Single Emissive-layer White OLEDs

Li Yuan Guo,<sup>†a</sup> Xun Lu Zhang,<sup>†a</sup> Hai Shan Wang,<sup>a</sup> Chen Liu,<sup>a</sup> Zhi Gang Li,<sup>b</sup> Zhang Jin Liao,<sup>b</sup> Bao Xiu Mi,<sup>\*a</sup> Xin Hui Zhou,<sup>b</sup> Chao Zheng,<sup>a</sup> Yong Hua Li<sup>a</sup> and Zhi Qiang Gao<sup>\*b</sup>

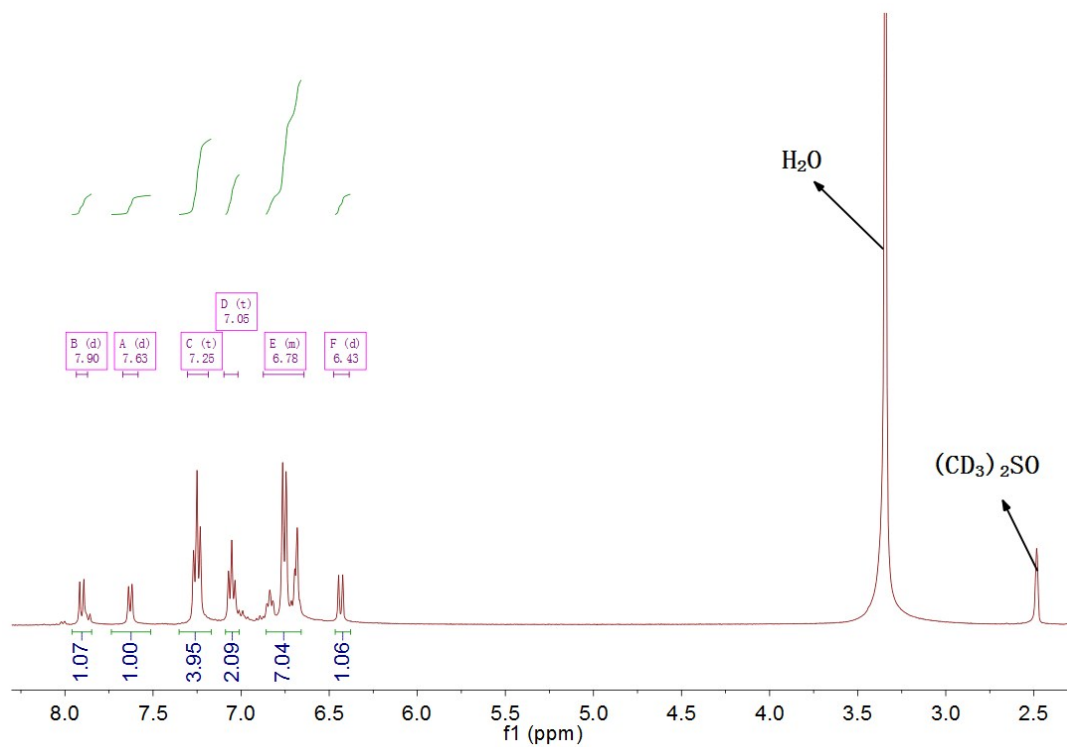
#### ADDITIONAL TABLE AND FIGURES

**Table S1.** Photophysical, thermal and electrochemical properties of the two complexes

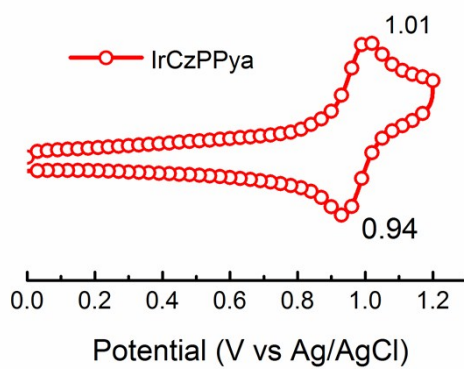
Complex	IrCzPPya	IrNPPya
$\lambda_{em}$ (nm)	556	558
$\Phi_{PL}$	0.45	0.55
$\tau$ ( $\mu$ s)	3.99	6.00
$T_d$ ( $^{\circ}$ C)	426	382
HOMO (eV)	5.70	5.40
LUMO (eV)	3.10	2.80



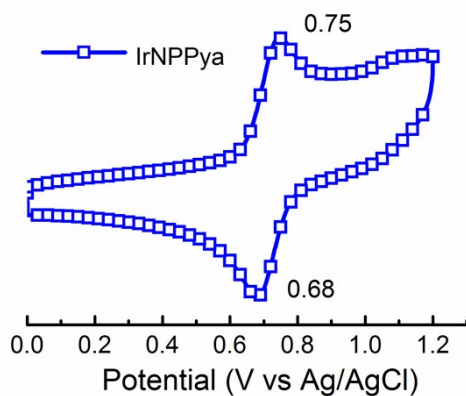
**Fig. S1.** <sup>1</sup>H NMR spectrum of IrCzPPya in (CD<sub>3</sub>)<sub>2</sub>SO.



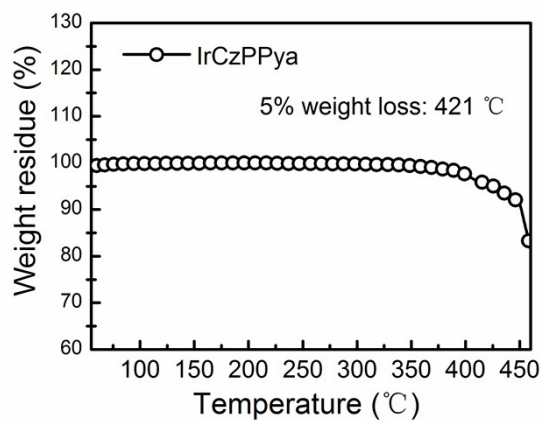
**Fig. S2.**  $^1\text{H}$  NMR spectrum of IrNPPya in  $(\text{CD}_3)_2\text{SO}$ .



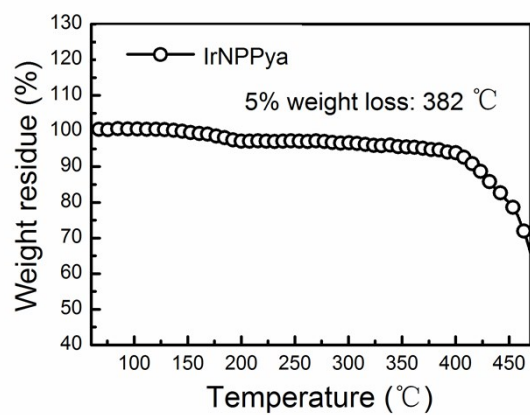
**Fig. S3.** Electrochemical spectra of IrCzPPya.



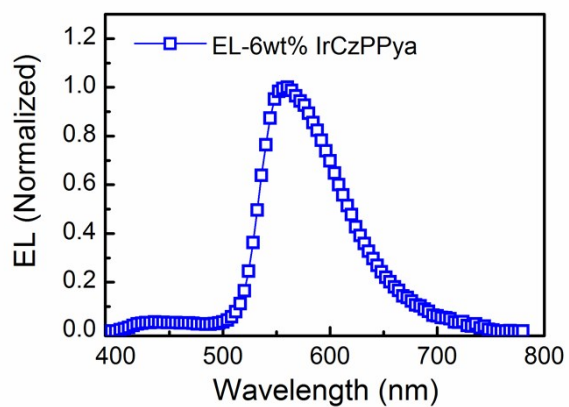
**Fig. S4.** Electrochemical spectra of IrNPPya.



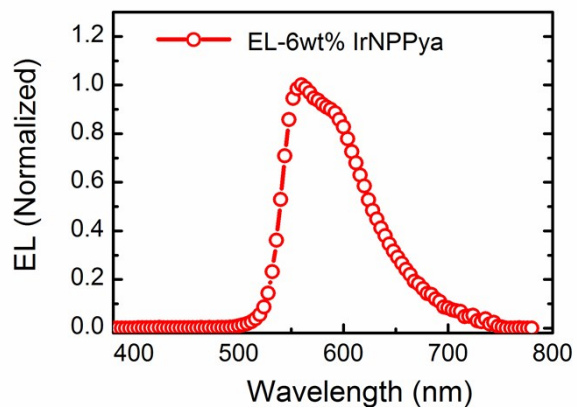
**Fig. S5.** Thermal gravimetric spectra of IrCzPPya.



**Fig. S6.** Thermal gravimetric spectra of IrNPPya.



**Fig. S7.** Electroluminescence spectra of the device doped with IrCzPPya.



**Fig. S8.** Electroluminescence spectra of the device doped with IrNPPya.