Electronic Supplementary Material (ESI) for Journal of Materials Chemistry C.
This journal is © The Royal Society of Chemistry 2015

Supporting Information for "From partial to complete optical erasure of azobenzene-polymer gratings: effect of molecular weight"

Jaana Vapaavuori,*[a,b] Robin H. A. Ras,[a] Matti Kaivola,[a] C. Geraldine Bazuin,[b] and Arri Priimagi*[a,c]

[a.] *Department of Applied Physics, Aalto University, P.O. BOX 13500, FI-00076 Aalto, Finland*
[b.] *Département de chimie, Université de Montréal, C.P. 6128, Succursale Centre-Ville, Montréal (QC), Canada H3C 3J7*
[c.] *Department of Chemistry and Bioengineering, Tampere University of Technology, P.O. Box 541, FI-33101 Tampere, Finland*

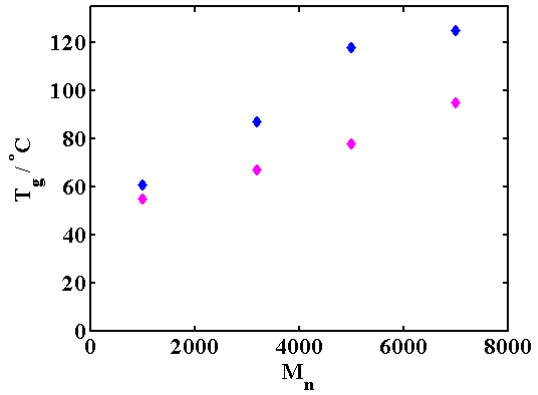

Figure S1: Glass transition temperatures of pure P4VP (blue) and the hydrogen-bonded complexes with a nominal degree of complexation of 0.25 (magenta) as a function of number-averaged molecular weight of the P4VP backbone.

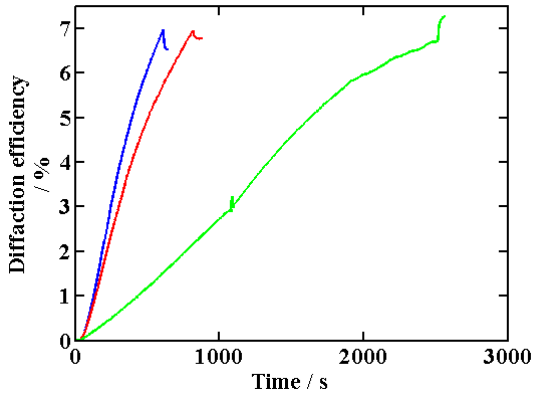

Figure S2: Full curves of the first-order diffraction efficiency upon SRG inscription on films of complexes with P4VP molecular weights of 1000 (blue), 3200 and 7000 (green) g/mol.

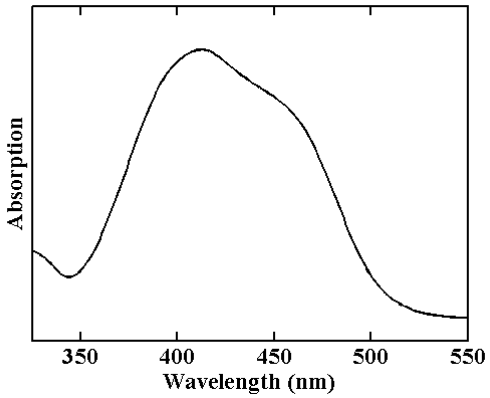

Figure S3: Absorption spectrum of the thin film of the complex with P4VP molecular weight of 1000 g/mol.

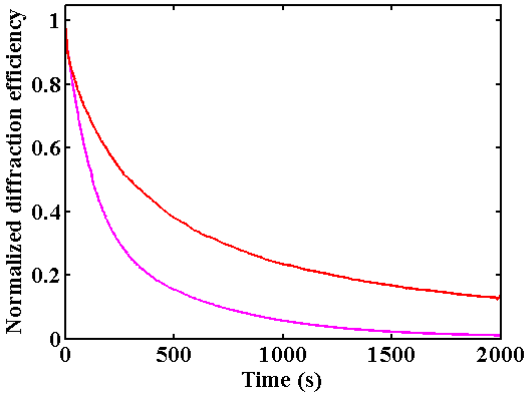

Figure S4: Normalized first-order diffraction efficiency upon photoinduced erasure in the complex with P4VP molecular weight of 1000 g/mol (magenta), as compared to pDR1a homopolymer (red), under erasure beam polarization parallel to the grating grooves.