

**Supplementary Information's****Synthesis and Characterization of Homoleptic Cationic Tungsten(VI)-Methyl Complex: Application in Olefin Metathesis Reaction**

**Raju Dey,<sup>[a]</sup> Manoja K. Samantaray,<sup>[a]</sup> Albert Poater,<sup>[a,b]</sup> Ali Hamieh,<sup>[a]</sup> Santosh Kavitate,<sup>[a]</sup> Edy Abou-Hamad,<sup>[a]</sup> Emmanuel Callens,<sup>[a]</sup> Abdul-Hamid Emwas,<sup>[c]</sup> Luigi Cavallo,<sup>[a]</sup> Jean-Marie Basset<sup>[a]\*</sup>**

<sup>a</sup>King Abdullah University of Science & Technology, KAUST Catalysis Center (KCC), 23955-6900 Thuwal, Saudi Arabia,

<sup>b</sup>Institut de Química Computacional i Catàlisi and Departament de Química, Universitat de Girona, Campus de Montilivi, 17071 Girona (Catalonia), Spain.

<sup>c</sup>Imaging and Characterization Core Lab, King Abdullah University of Science and Technology (KAUST), Thuwal 23955-6900, Saudi Arabia

**General experimental procedure:**

All experiments were performed using standard Schlenk and glovebox techniques under an inert nitrogen atmosphere. Syntheses and treatments of the surface species were completed using high-vacuum lines ( $<10^{-5}$  mbar) and glovebox. All solvents were dried, degassed and freshly distilled prior use according to classical methods (over  $\text{CaH}_2$  for dichloromethane, over Na/benzophenone for pentane). 1-octene was dried before use by passing it through a mixture of freshly regenerated molecular sieves (3 Å). Gas-phase analysis of alkanes was performed using an Agilent 6850 gas chromatography column with a split injector coupled with an FID (flame ionization detector). An HP-PLOT  $\text{Al}_2\text{O}_3$  KCl 30 m  $\times$  0.53 mm, 20.00 mm capillary column coated with a stationary phase of aluminum oxide deactivated with KCl was used with helium as the carrier gas at 32.1 kPa. Each analysis was executed under the same conditions: a flow rate of 1.5 ml/min and an isotherm at 80 °C.

**Nuclear Magnetic Resonance Spectroscopy**

One-dimensional  $^1\text{H}$  MAS and  $^{13}\text{C}$  CP/MAS solid-state NMR spectra were recorded on Bruker AVANCE III spectrometers operating at 400 MHz or 600 MHz resonance frequencies for  $^1\text{H}$ . 400 MHz experiments employed a conventional double resonance 4mm CP/MAS probe while experiments at 600 MHz utilized a 3.2 mm HCN triple resonance probe. In all cases, the samples were packed into rotors under inert atmosphere inside glove boxes. Dry nitrogen gas was utilized for sample spinning to prevent degradation of the samples. NMR chemical shifts are reported with respect to the external references, TMS, and adamantane.  $^{13}\text{C}$  CP/MAS NMR experiments used the following sequence—90° pulses on the proton (pulse length 2.4 s), then a cross-polarization step with a contact time of typically 2 ms, and finally acquisition of the  $^{13}\text{C}$  signal under high-power proton decoupling. The delay between the scans was set to 5 s to allow the

complete relaxation of the  $^1\text{H}$  nuclei and the number of scans ranged between 5000 and 10000 for  $^{13}\text{C}$  and was 32 for  $^1\text{H}$ . An exponential apodization function corresponding to a line broadening of 80 Hz was applied to the Fourier transformations.

$\text{SiO}_{2-700}$  were prepared from Aerosil silica from degussa (specific area of  $200\text{ m}^2\text{g}^{-1}$ ), and were partly dehydroxylated at  $700\text{ }^\circ\text{C}$  under high vacuum ( $< 10^{-5}$  mbar) for 24 h to give a white solid having a specific surface area of  $190\text{ m}^2\text{g}^{-1}$  and containing  $0.3\text{ mmol of Si-OH gm}^{-1}$ .

$^1\text{H}$  NMR spectra were recorded at 600 MHz in  $\text{CD}_2\text{Cl}_2$  unless otherwise stated. Chemical shifts are reported in ppm with the solvent resonance ( $\text{CD}_2\text{Cl}_2$ : 5.32 ppm). Data are reported as follows: chemical shift, integration, and coupling constants (Hz).  $^{13}\text{C}$  NMR were recorded at 150 MHz in  $\text{CD}_2\text{Cl}_2$  unless otherwise stated with complete proton decoupling. Chemical shifts are reported in ppm from solvent peak as the standard ( $\text{CD}_2\text{Cl}_2$ : 53.84 ppm).

**Preparation of hexamethyltungsten,  $\text{WMe}_6$ :** The molecular precursor  $\text{WMe}_6$  was prepared from  $\text{WCl}_6$  and  $(\text{CH}_3)_2\text{Zn}$ . To a solution of  $\text{WCl}_6$  (1.80g, 4.5 mmol) in dichloromethane (25 mL),  $(\text{CH}_3)_2\text{Zn}$  (13.6 mmol, 1.0 M in heptane) was added at  $-80\text{ }^\circ\text{C}$ , and after the addition, the reaction mixture was stirred for 2h. After that warmed to  $-35\text{ }^\circ\text{C}$  and stirred at this temperature for another 30 min. After successive filtrations with pentane and removal of the solvent, the red solid corresponding to  $\text{WMe}_6$  was obtained (0.16 g, 12%).

**Caution!** This  $12e^-$  compound is highly unstable and is prone to violent decomposition.

$^1\text{H}$  NMR ( $\text{CD}_2\text{Cl}_2$ , 600 MHz):  $\delta$  (ppm) 1.65 (s, 18H,  $\text{WCH}_3$ ).  $^{13}\text{C}$  NMR ( $\text{CD}_2\text{Cl}_2$ , 150 MHz):  $\delta$  (ppm) 82 (s, 6C,  $J^{183}\text{W}-^{13}\text{C} = 47\text{ Hz}$ ,  $\text{WCH}_3$ ). HSQC confirms the correlation between the  $^1\text{H}$  and  $^{13}\text{C}$  NMR signals.

**Preparation of  $^{13}\text{C}$  label hexamethyltungsten,  $\text{W}(\text{Me}^*)_6$ :** The labelled  $^{13}\text{C}$  molecular precursor of  $\text{WMe}_6$  was prepared from  $\text{WCl}_6$  using labelled  $^{13}\text{C}$ ,  $(\text{C}^{13}\text{H}_3)_2\text{Zn}$ . To a solution of  $\text{WCl}_6$  (1.80g, 4.5 mmol) in dichloromethane (25 mL) label  $(\text{C}^{13}\text{H}_3)_2\text{Zn}$  (13.6 mmol, in pentane) was added at  $-80\text{ }^\circ\text{C}$ , and after the addition, the reaction mixture was stirred for 2h. After that warmed to  $-35\text{ }^\circ\text{C}$  and stirred at this temperature for another 30 min. After successive filtrations with pentane and removal of the solvent, the red solid corresponding to label  $\text{WMe}_6$  was obtained (0.16 g, 12%).

**Preparation of  $^{13}\text{C}$  label dimethylzinc,  $\text{Zn}(\text{Me}^*)_2$ :** A suspension of  $^{13}\text{CH}_3\text{Li}$  (2 mmol) and  $\text{ZnCl}_2$  (1 mmol), in pentane are allowed to stirred for 3 days at room temperature. After the completion of the reaction a simple filtration by a double Schleck techniques provides  $^{13}\text{C}$ -enriched  $(^{13}\text{CH}_3)_2\text{Zn}$ .

**Preparation of  $[\text{WMe}_5^+ \text{B}(\text{C}_6\text{F}_5)_3\text{Me}^-]$ :** A cold solution ( $-20\text{ }^\circ\text{C}$ ) of  $\text{B}(\text{C}_6\text{F}_5)_3$  (100 mg, 0.2 mmol) in dichloromethane was added drop wise to the cold ( $-20\text{ }^\circ\text{C}$ ) solution of hexamethyltungsten (55 mg, 0.2 mmol) in dichloromethane. The mixture was stirred for 15 minutes at  $-20\text{ }^\circ\text{C}$ . Color of the solution intensified to reddish and indicating the formation of an ionic complex. NMR study shows that this compound is 98 % pure. At temperature below  $-60\text{ }^\circ\text{C}$  this cationic complex is precipitated out from the solution, however this  $10\text{e}^-$  compound is highly unstable and decomposes into black tungsten powder while drying at this temperature. In absence of light half-life of the cationic complex is around 3.5 hr at  $-20\text{ }^\circ\text{C}$  (the half-life study was performed using liquid state NMR) and the decomposition is faster in presence of light.

*Caution!* This  $10\text{e}^-$  compound is highly unstable and is prone to violent decomposition.

$^1\text{H-NMR}$ (600 MHz)  $\delta$  (ppm) 0.5(s, 3H,  $\text{BCH}_3$ ), 2.7(s, 15H,  $\text{WCH}_3$ ).  $^{13}\text{C NMR}$ (150 MHz)  $\delta$  (ppm) 10.8(s, 1C,  $\text{BCH}_3$ ), 103.2 ((s, 5C,  $J^{183}_{\text{W}-^{13}\text{C}} = 54$  Hz,  $\text{WCH}_3$ ))

**Grafting of  $[\text{WMe}_5^+ \text{B}(\text{C}_6\text{F}_5)_3\text{Me}^-]$  on  $\text{SiO}_2$ -700:** A solution of  $[\text{WMe}_5^+ \text{B}(\text{C}_6\text{F}_5)_3\text{Me}^-]$  (85 mg, 1.2 equivalents with respect to  $\text{WMe}_6$  and with respect to the amount of surface-accessible silanols) in dichloromethane (15 mL) was mixed with silica ( $\text{SiO}_2$ -700; 1.0 g) at  $-50$  °C for one hour, allowed to warm to  $-30$ °C, and then stirred for an additional 2 h. At the end of the reaction, the resulting brown solid was washed with pentane (3x20 mL) and dried under dynamic vacuum (1 mPa, 1 h).

$^1\text{H}$  solid-state NMR(400 MHz):  $\delta$  (ppm) 2.0 (b,  $\text{W-CH}_3$ ).  $^{13}\text{C}$  CP/MAS solid-state NMR(100 MHz):  $\delta$  (ppm) 83.0 ( $\text{W-CH}_3$ ), 55.0( $\text{W-CH}_3$ ).<sup>5</sup>

**Preparation of  $\text{WMe}_6$  on  $\text{SiO}_2$ -700 :** A solution of 1 in pentane (150 mg, 1.2 equiv with respect to the amount of surface-accessible silanols) was reacted with 1.8 g of Aerosil  $\text{SiO}_2$ -700 at  $-50$  °C for 1 h, was warmed to  $-30$  °C, and was stirred for an additional 2 h. At the end of the reaction, the resulting yellow solid was washed with pentane ( $3 \times 20$  mL) and dried under dynamic vacuum ( $<10^{-5}$  Torr, 1 h). IR data ( $\text{cm}^{-1}$ ): 3742, 3014, 2981, 2946, 2878, 1410.  $^1\text{H}$  solid-state NMR (400 MHz):  $\delta$  (ppm) 2.0 ( $\text{W-CH}_3$ ).  $^{13}\text{C}$  CP/MAS solid-state NMR (100 MHz):  $\delta$  (ppm) 82.0 ( $\text{W-CH}_3$ ). Elemental analysis found: W, 3.50 wt% (purity 98%); C, 1.12 wt%. The C/W ratio obtained was  $4.9 \pm 0.1$  (5 was expected).

**Preparation of  $[\text{SiO}_2\text{-WMe}_4^+ \text{B}(\text{C}_6\text{F}_5)_3\text{Me}^-]$ :** A solution of  $\text{B}(\text{C}_6\text{F}_5)_3$  (100 mg, 0.2 mmol) in dichloromethane was added drop wise to the yellow solid of  $\text{SiO}_2\text{-WMe}_5$  (1 gm, W loading 3.5) in dichloromethane. The mixture was stirred another 4h at rt. The resulting solid was washed with pentane (3x20 mL) and dried under dynamic vacuum (1 mPa, 1 h) to get a mixture of

desired cationic product **2** ( $\approx 30\%$ ) and unreacted starting material **3** along with decomposed product ( $\approx 70\%$ ).

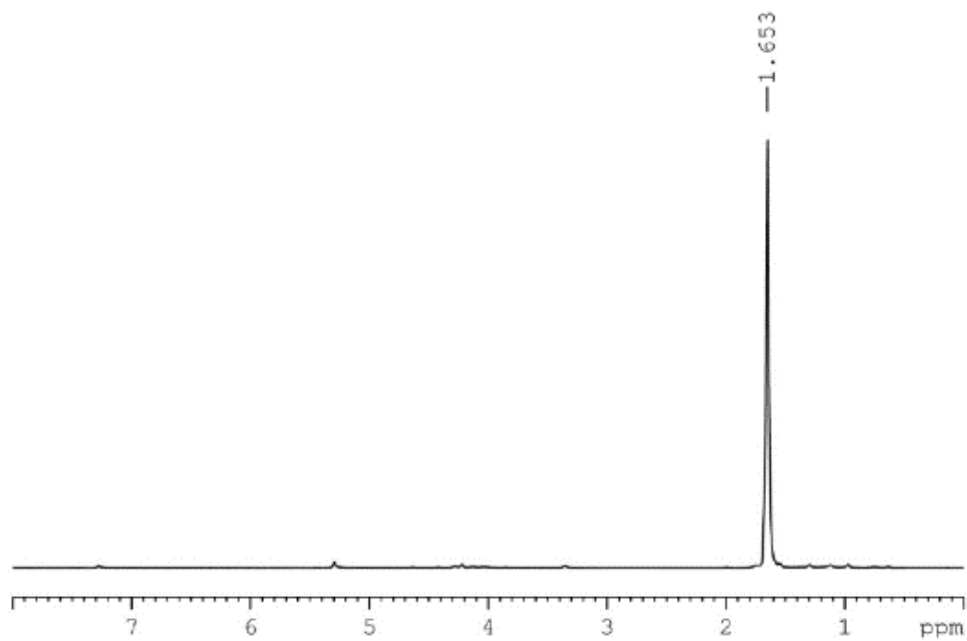
$^1\text{H}$  solid-state NMR(400 MHz):  $\delta$  (ppm) 2.0 (b, W-Me).  $^{13}\text{C}$  CP/MAS solid-state NMR(100 MHz):  $\delta$  (ppm) 149.0( C, B(C<sub>6</sub>F<sub>5</sub>)<sub>3</sub>), 102.0(W-Me in WMe<sub>4</sub><sup>+</sup>), 83.0 (W-Me in WMe<sub>5</sub>), 55.0(W-Me decompose ).

**Alkene metathesis:** A mixture of catalytic species and dry alkene were mixed inside the glovebox. The ampoules were sealed under vacuum, keep it at room temperature for 12 h. At the end of the reaction, the ampoules were frozen under liquid nitrogen. Then, the catalytic run was quenched by addition of a fixed amount of CH<sub>2</sub>Cl<sub>2</sub> and after filtration the resulting solution was analyzed by GC and GC/MS.

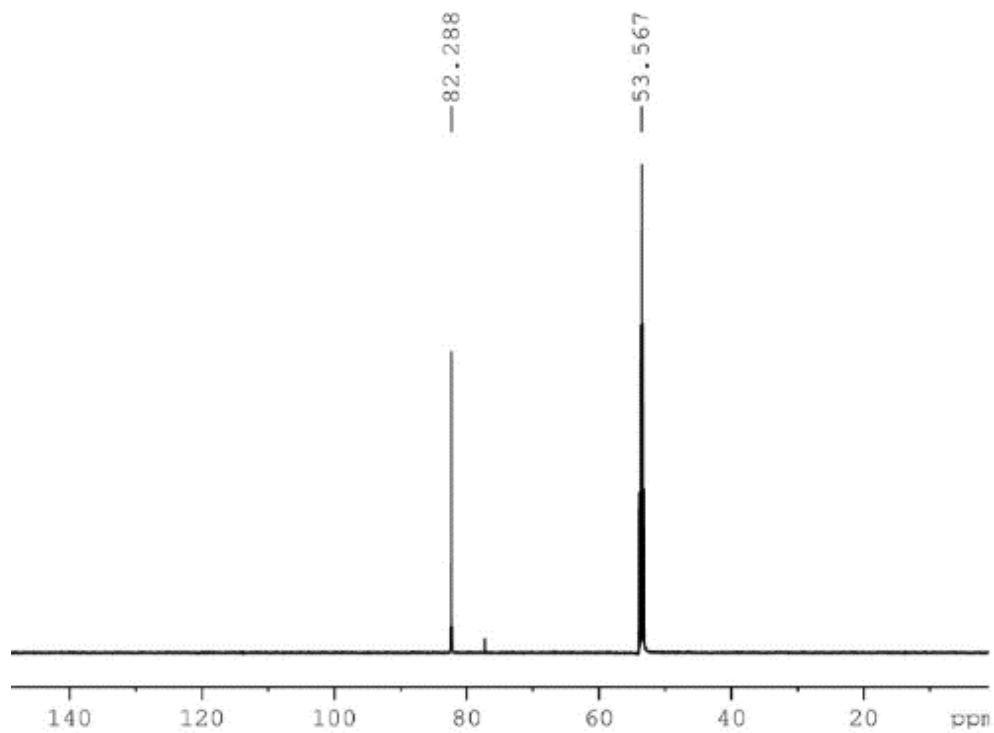
GC measurements were performed with an Agilent 7890 A Series (FID detection). Method for GC analyses: Column HP-5; 30 m length 0.32 mm ID X 0.25 mm film thickness; Flow rate: 1 mLmin<sup>-1</sup> (N<sub>2</sub>); split ratio: 50/1; inlet temperature: 250 °C, detector temperature: 250 °C; temperature program: 40 °C (3 min), 40-250 °C (12 °C min<sup>-1</sup>), 250 °C (3 min), 250-300 °C (10 °C min<sup>-1</sup>), 300°C (3 min); n-decane retention time: <sup>1</sup>R=9.6.

**ROMP of CycloOctene:** A mixture of catalytic species (0.1 mmol) and dry cyclooctene (20 mmol, 2.2 gm) were mixed inside the glovebox (S/C = 200/1). The ampoules were keep at room temperature for 12 h. At the end of the reaction, the ampoules were frozen under liquid nitrogen. Then, the catalytic run was quenched by adding DCM. The polymer was soluble in DCM and after purification 1.98 mg polymer (TON = 180) was obtained. During the analysis of the polymer Mn =172 KDa and PDI = 2.68 was obtained by the gel permeation chromatography.

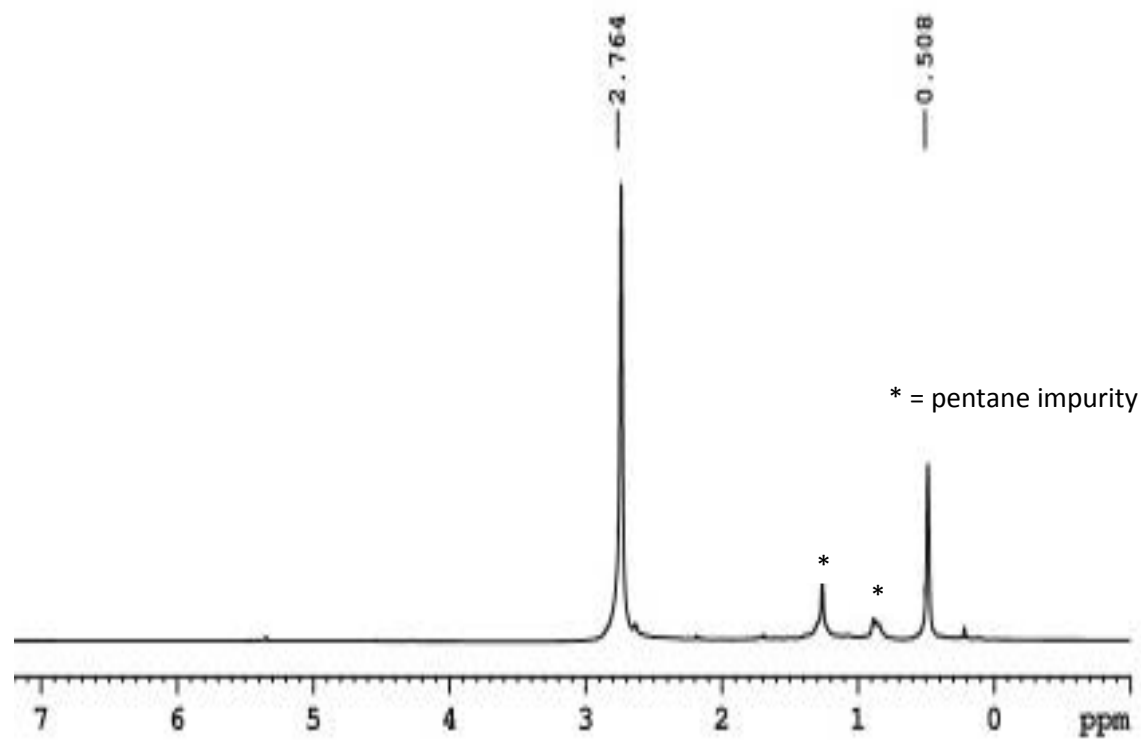
**NMR Spectroscopic Data:**



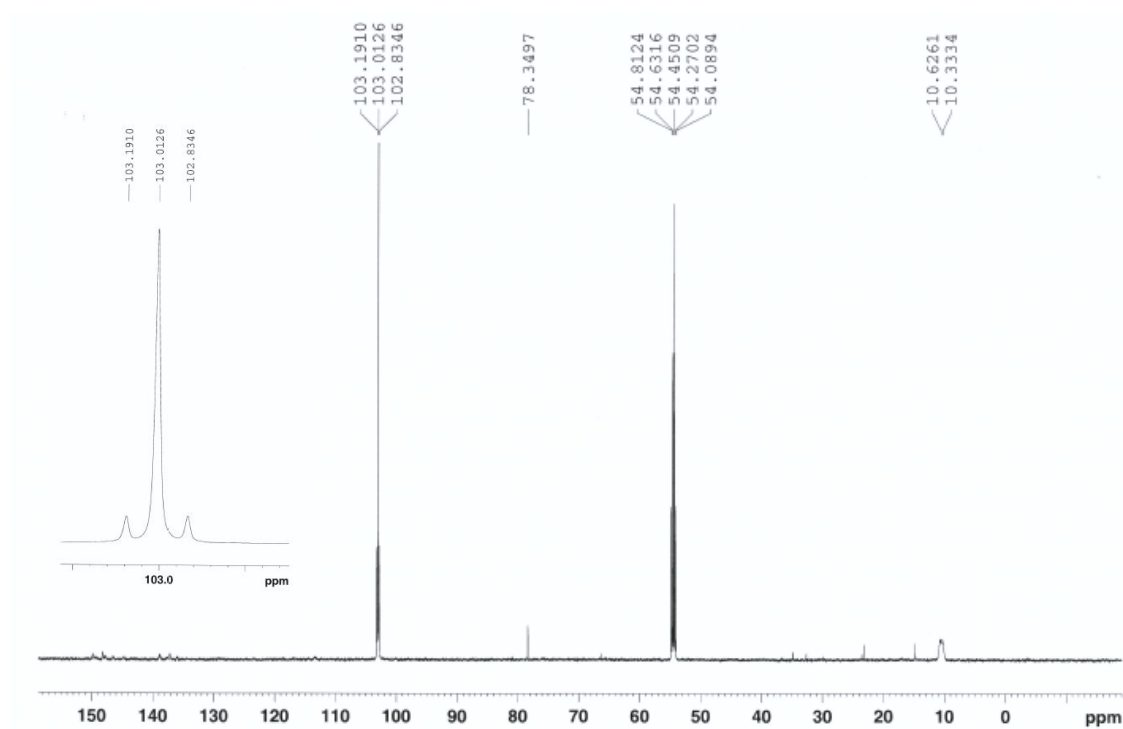
**Figure S1:**  $^1\text{H}$  NMR spectrum of  $\text{WMe}_6$  in  $\text{CD}_2\text{Cl}_2$ .



**Figure S2:** Solution  $^{13}\text{C}$  NMR spectrum of  $\text{WMe}_6$  in  $\text{CD}_2\text{Cl}_2$ .

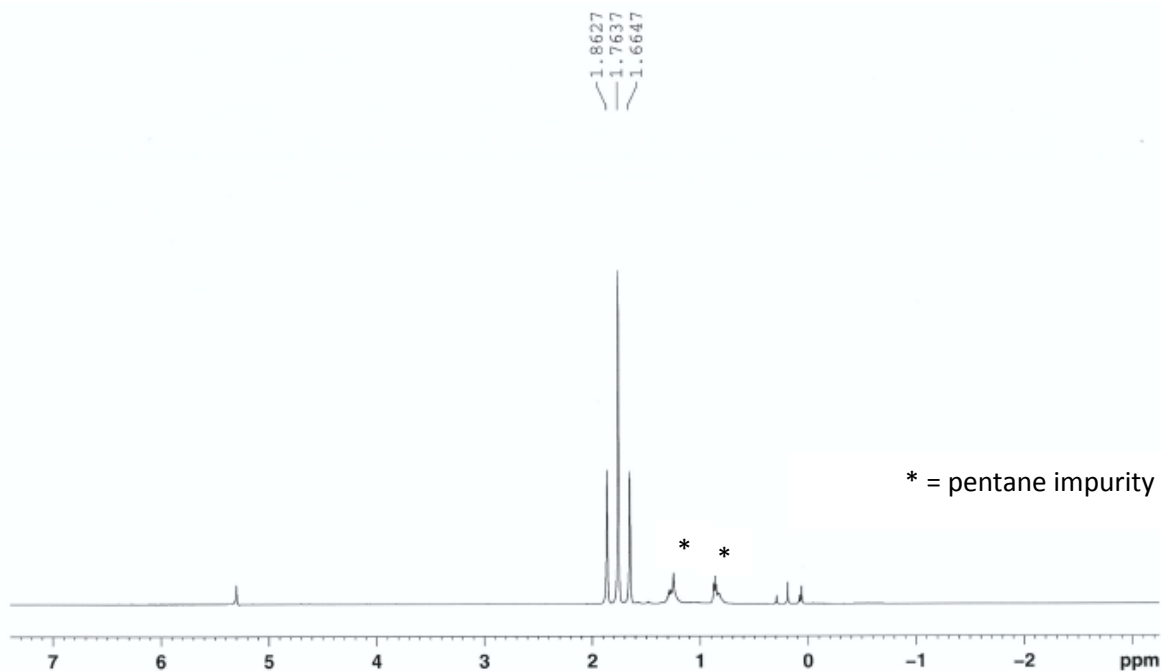


**Figure S3:**  $^1\text{H}$  NMR spectrum of  $[\text{WMe}_5^+\text{B}(\text{C}_6\text{F}_5)_3\text{Me}^-]$  in  $\text{CD}_2\text{Cl}_2$ .

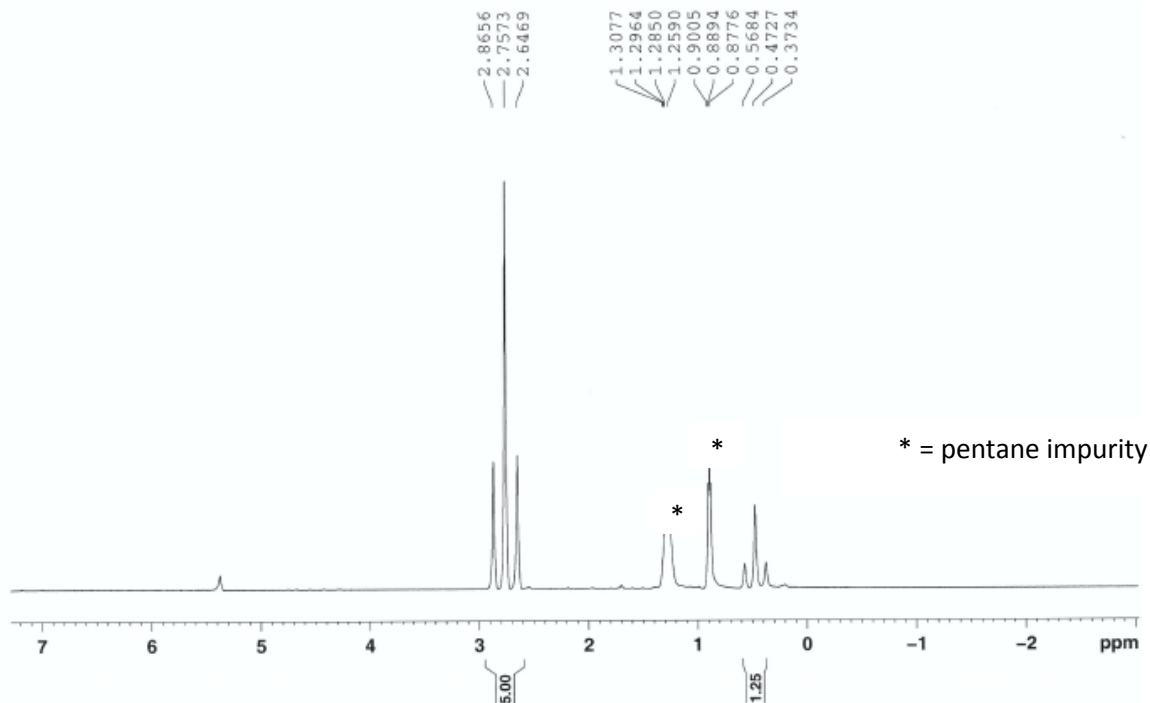


**Figure S4:**  $^{13}\text{C}$  NMR spectrum of  $[\text{WMe}_5^+\text{B}(\text{C}_6\text{F}_5)_3\text{Me}^-]$  in  $\text{CD}_2\text{Cl}_2$ .

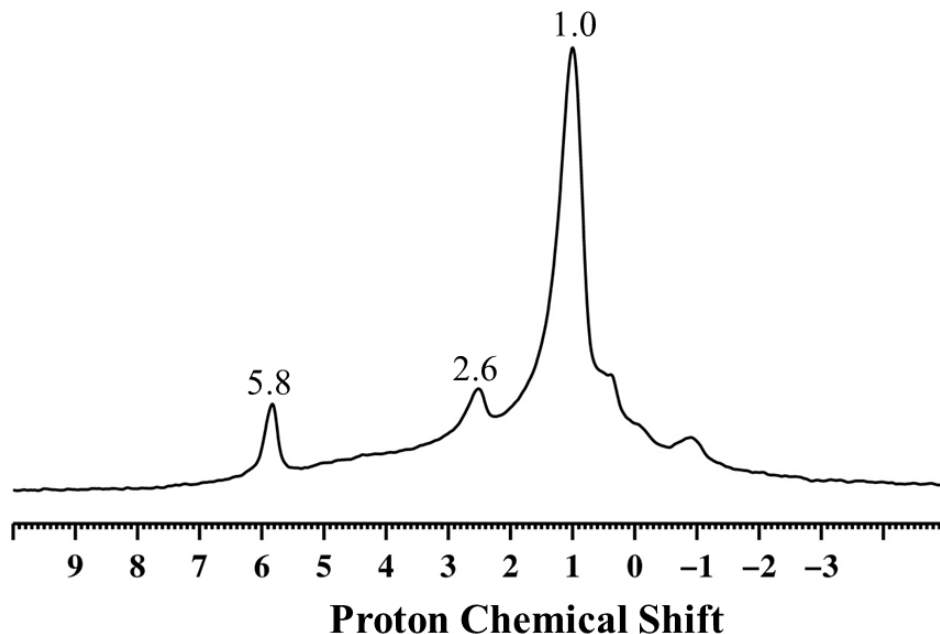




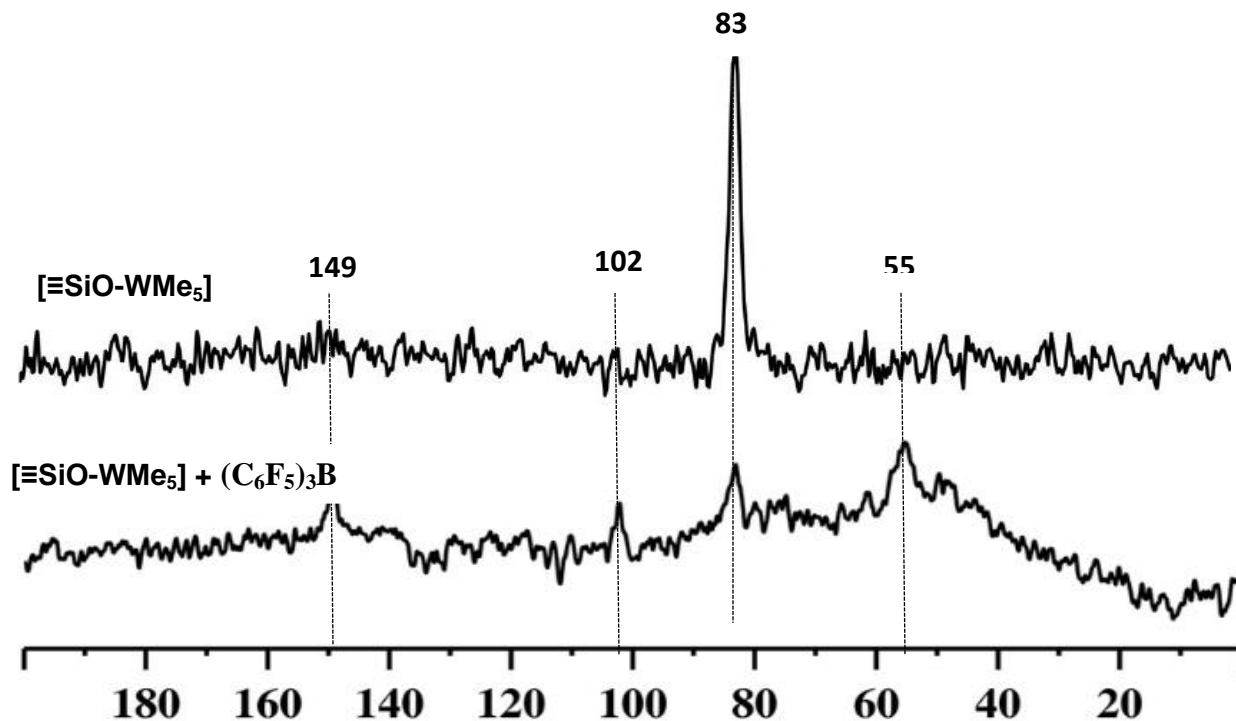
**Figure S5:**  $^1\text{H}$  NMR spectrum of partially  $^{13}\text{C}$  labeled  $\text{WMe}_6$  in  $\text{CD}_2\text{Cl}_2$  (singlet peak at 1.76 ppm is correspond for  $^{12}\text{C}$  coupling with H and a doublet at 1.86-1.66 ppm for  $^{13}\text{C}$  coupling with H).



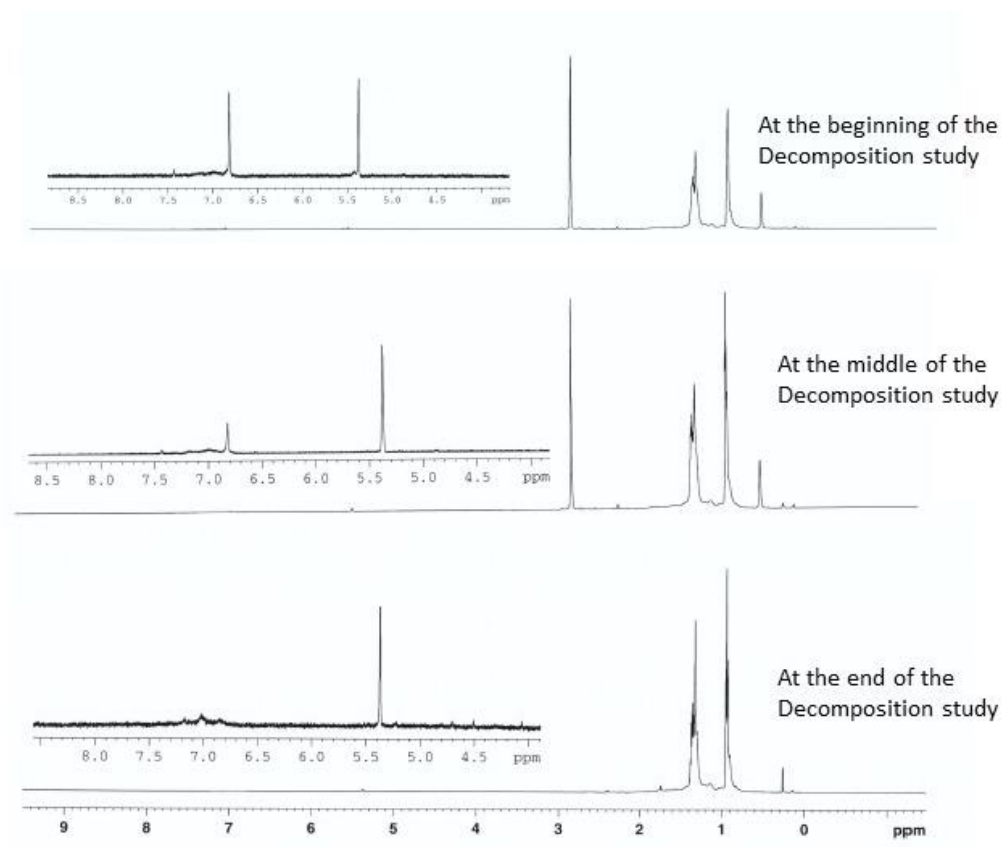
**Figure S6:**  $^1\text{H}$  NMR spectrum of partially  $^{13}\text{C}$  labeled  $[\text{WMe}_5^+\text{B}(\text{C}_6\text{F}_5)_3\text{Me}^-]$  in  $\text{CD}_2\text{Cl}_2$  (singlet peak at 2.76 ppm and 0.47 ppm is correspond for  $^{12}\text{C}$  coupling with H and a doublet at 2.86-2.65 ppm and 0.56- 0.37 ppm for  $^{13}\text{C}$  coupling with H)



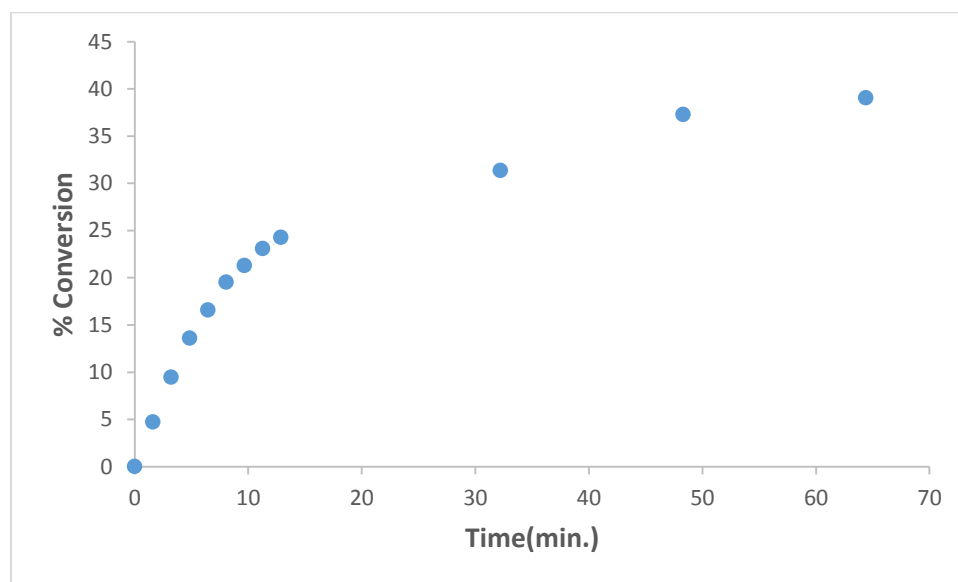
**Figure S7:** Solid state  $^1\text{H}$  NMR spectra of  $[\equiv\text{SiO-WMe}_4^+ (\text{C}_6\text{F}_5)_3\text{BMe}^-]$ .



**Figure S8:** a)  $^{13}\text{C}$  CP/MAS NMR spectra of  $^{13}\text{C}$  labeled (50%  $^{13}\text{C}$ )  $[\equiv\text{SiO-WMe}_5]$ . b)  $^{13}\text{C}$  CP/MAS NMR spectra of  $[\equiv\text{SiO-WMe}_4^+ (\text{C}_6\text{F}_5)_3\text{BMe}^-]$ . Both spectra were acquired at 400 MHz with a 10 kHz MAS frequency, 1000 scans, a 4 s, repetition delay, and a 2 ms contact time and ambient sample temperature. An exponential line broadening of 80 Hz was applied prior to Fourier transform.



**Figure S9:**  $^1\text{H-NMR}$  spectra of the intermediates produce during the decomposition of the  $[\text{WMe}_5^+ \text{B}(\text{C}_6\text{F}_5)_3\text{Me}^-]$  in  $\text{CD}_2\text{Cl}_2$  at  $-20\text{ }^\circ\text{C}$ .



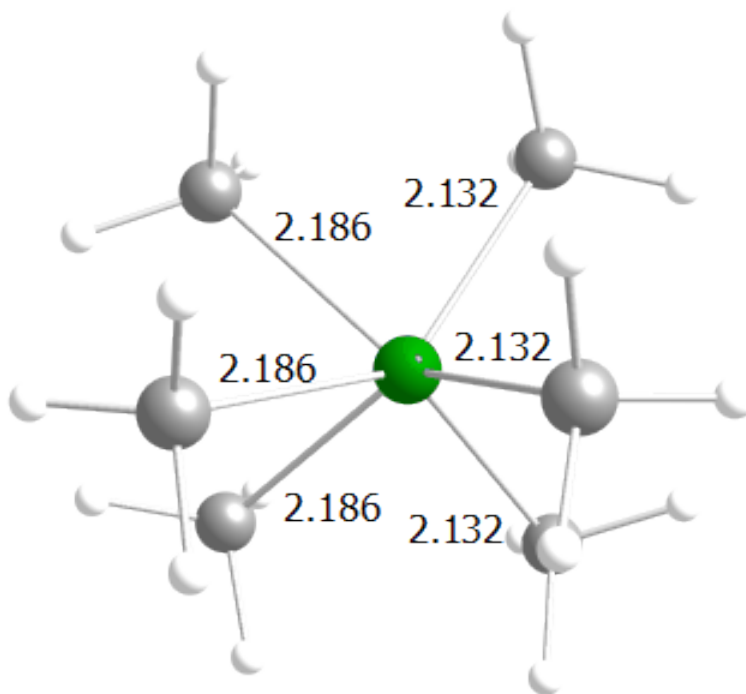
**Figure S10:** Kinetic plot for the cyclooctene conversion with time

## Computational details

All the DFT static calculations were performed at the GGA level with the Gaussian09 set of programs,<sup>[1]</sup> using the PBE0 functional,<sup>[2]</sup> corrected by the D3 Grimme pairwise scheme.<sup>[3]</sup> The electronic configuration of the molecular systems was described with the standard split-valence basis set with a polarization function of Ahlrichs and co-workers for H, B, C, Si, O, and F (SVP keyword in Gaussian).<sup>[4]</sup> For W we used the small-core, quasi-relativistic Stuttgart/Dresden effective core potential, with an associated valence basis set contracted (standard SDD keywords in gaussian09).<sup>[5]</sup> The geometry optimizations were performed without symmetry constraints, and the characterization of the located stationary points was performed by analytical frequency calculations. The complete reaction pathways for all the mechanisms discussed in this study were verified using IRC analysis for all transition states. Structures at the last IRC points were optimized to positively identify the reactants and products to which each transition state is connected. We checked the role of low-lying vibrational harmonic frequencies on thermosstatistical entropy calculations.<sup>[6]</sup> Zero point energies and thermal corrections were calculated at the PBE0 level. Single-point energy calculations in solution were performed with the Def2TZVPP basis set<sup>[7]</sup> for main group atoms and again the same SDD pseudopotential for W. Solvent effects were included with the polarizable continuous solvation model SMD using dichloromethane as solvent.<sup>[8]</sup> Since entropic contribution calculated within the ideal gas approximation at  $P = 1$  atm is likely exaggerating the expected values for the dissociative steps in the condensed phase,<sup>[9,10]</sup> all the thermochemical analysis was performed at  $P = 1354$  atm, as suggested by Martin et al,<sup>[11]</sup> and  $T = 253.15$  K.

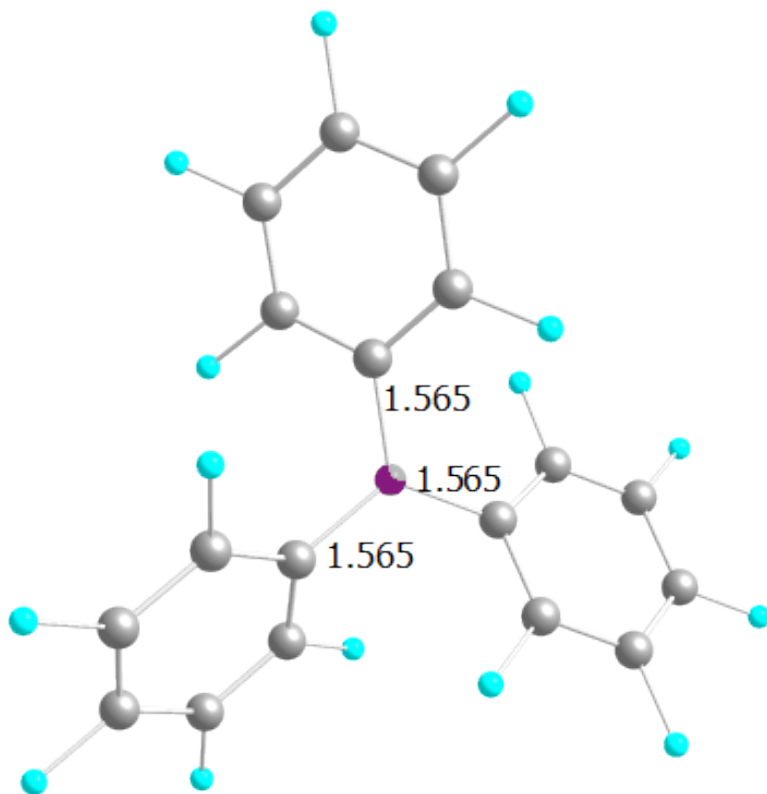
**Coordinates:** Coordinate data sets and absolute energy (in a.u.), 3D structure for DFT optimized complexes with selected distances (in Å).

## WMe<sub>6</sub>



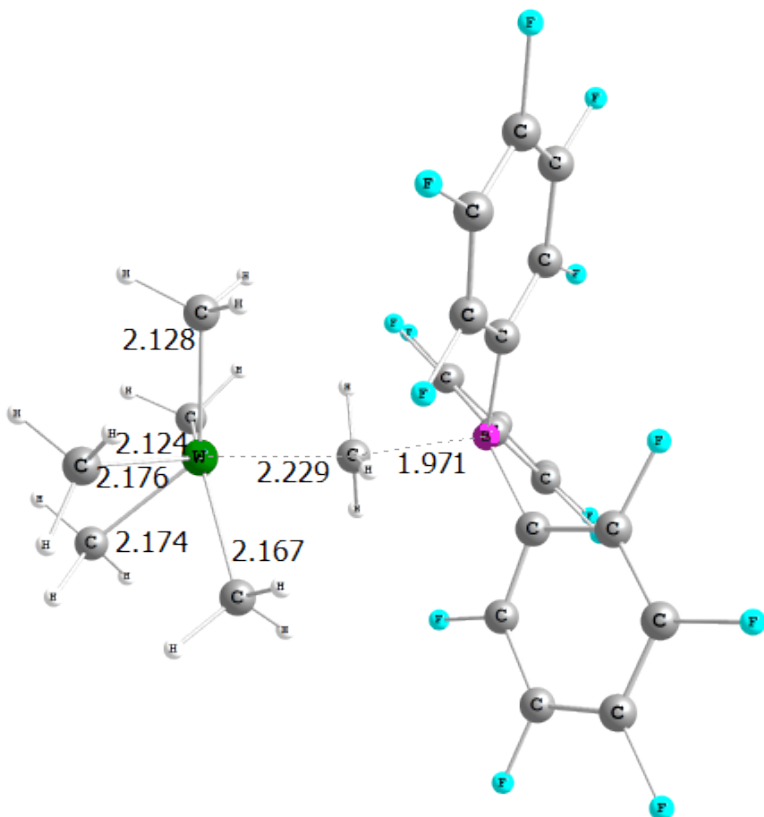
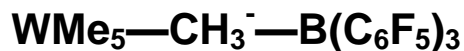
W	-0.084185	0.000081	0.000135
C	1.448183	-0.319355	-1.526044
C	1.450571	-1.161776	1.036765
C	1.452049	1.478296	0.484984
C	-1.218488	-0.287458	-1.782594
C	-1.215878	-1.400535	1.142348
C	-1.214067	1.690165	0.643522
H	2.491890	-0.209929	-1.207520
H	1.262835	0.364054	-2.372432
H	1.300525	-1.352423	-1.890234
H	2.493682	-0.940795	0.780254
H	1.264743	-2.236568	0.869195
H	1.305424	-0.959915	2.113720
H	2.494974	1.145696	0.418575
H	1.269070	1.869218	1.500598
H	1.304935	2.310960	-0.226825
H	-2.271345	-0.304663	-1.440711
H	-1.020942	-1.221405	-2.329609
H	-1.106799	0.558073	-2.481399
H	-2.269036	-1.095079	0.989866
H	-1.015137	-1.409373	2.224058
H	-1.105804	-2.427829	0.757240
H	-2.267782	1.404483	0.459824
H	-1.015617	2.629870	0.106749
H	-1.100161	1.873591	1.724750

Zero-point correction= 0.216727 (Hartree/Particle)  
 Thermal correction to Energy= 0.230479  
 Thermal correction to Enthalpy= 0.231424  
 Thermal correction to Gibbs Free Energy= 0.178235  
 Sum of electronic and zero-point Energies= -305.782389  
 Sum of electronic and thermal Energies= -305.768636  
 Sum of electronic and thermal Enthalpies= -305.767692  
 Sum of electronic and thermal Free Energies= -305.820881

**B(C<sub>6</sub>F<sub>5</sub>)<sub>3</sub>**

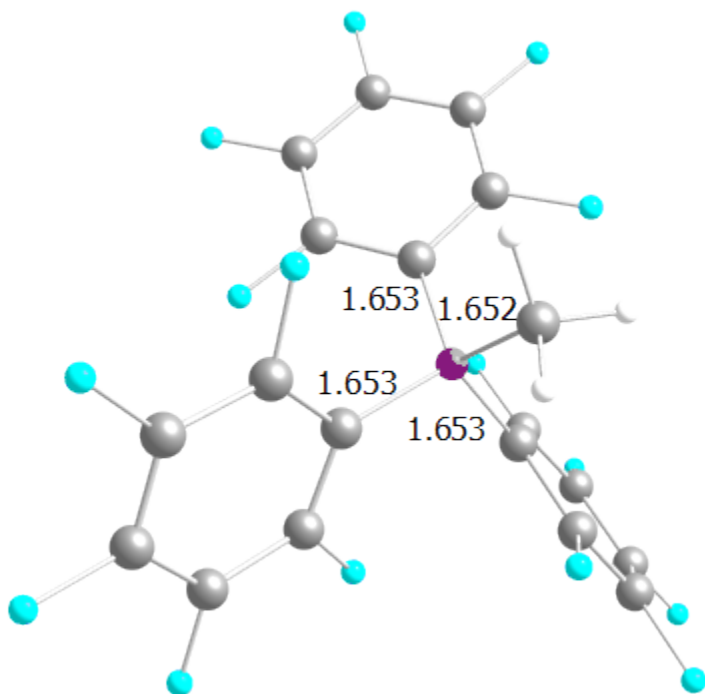
Zero-point correction= 0.157559 (Hartree/Particle)  
 Thermal correction to Energy= 0.186308  
 Thermal correction to Enthalpy= 0.187252  
 Thermal correction to Gibbs Free Energy= 0.096037  
 Sum of electronic and zero-point Energies= -2204.303943  
 Sum of electronic and thermal Energies= -2204.275194  
 Sum of electronic and thermal Enthalpies= -2204.274250  
 Sum of electronic and thermal Free Energies= -2204.365465

B	0.000225	-0.000279	0.000029
C	-0.455548	1.497016	-0.000038
C	0.237268	2.481097	0.716207
C	-1.579219	1.927990	-0.716311
C	-0.158787	3.813692	0.735504
C	-1.993016	3.255186	-0.735650
C	-1.278406	4.199513	-0.000072
C	-1.068788	-1.143406	0.000179
C	-0.880199	-2.332620	-0.715131
C	-2.267914	-1.034449	0.715517
C	-1.823053	-3.354237	-0.734314
C	-3.224347	-2.043365	0.734914
C	-2.998626	-3.206514	0.000326
C	1.524772	-0.354199	-0.000097
C	2.459987	0.404357	-0.715281
C	2.030566	-1.447038	0.715002
C	3.816299	0.099271	-0.734633
C	3.382679	-1.770256	0.734196
C	4.276730	-0.992587	-0.000244
F	-2.522775	0.049303	1.434678
F	-4.335535	-1.912384	1.434771
F	-3.896877	-4.166807	0.000384
F	-1.618324	-4.454270	-1.434106
F	0.218044	-2.514613	-1.434424
F	-2.284945	1.067710	-1.436422
F	-3.047498	3.627648	-1.436397
F	-1.661424	5.457419	-0.000080
F	0.509210	4.710626	1.436215
F	1.302658	2.160137	1.436342
F	2.067984	1.446443	-1.434331
F	4.666198	0.827175	-1.434291
F	5.557630	-1.289734	-0.000310
F	3.825384	-2.798011	1.433785
F	1.219879	-2.210120	1.434119



Zero-point correction= 0.376218 (Hartree/Particle)  
 Thermal correction to Energy= 0.419313  
 Thermal correction to Enthalpy= 0.420258  
 Thermal correction to Gibbs Free Energy= 0.298044  
 Sum of electronic and zero-point Energies= -2510.088874  
 Sum of electronic and thermal Energies= -2510.045778  
 Sum of electronic and thermal Enthalpies= -2510.044834  
 Sum of electronic and thermal Free Energies= -2510.167048

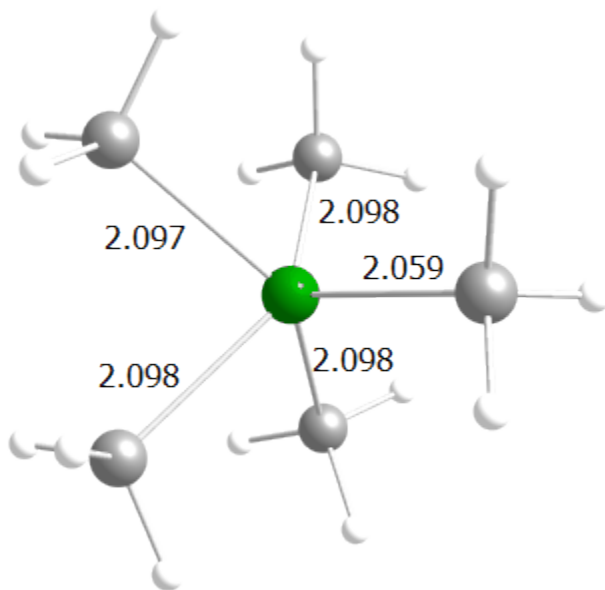
B	-1.002339	0.002956	0.202208
C	-0.762029	-0.639433	1.669129
C	0.200904	-0.129618	2.542708
C	-1.463346	-1.744326	2.156163
C	0.519924	-0.696060	3.769627
C	-1.191170	-2.336596	3.389888
C	-0.188947	-1.814201	4.200577
C	-1.766649	-0.940966	-0.863662
C	-2.926044	-0.558244	-1.542363
C	-1.298795	-2.219121	-1.181678
C	-3.552777	-1.363718	-2.494428
C	-1.884080	-3.051600	-2.126244
C	-3.028201	-2.616434	-2.791103
C	-1.414437	1.565396	0.192588
C	-1.951229	2.221085	1.302187
C	-1.244985	2.366450	-0.939102
C	-2.256964	3.582287	1.308203
C	-1.525906	3.726326	-0.975912
C	-2.039887	4.340900	0.163399
F	-0.224374	-2.719470	-0.549408
F	-1.376658	-4.244746	-2.386979
F	-3.609311	-3.388452	-3.688558
F	-4.645420	-0.946073	-3.108964
F	-3.510255	0.609953	-1.303173
F	-2.448251	-2.294184	1.455322
F	-1.882647	-3.386978	3.795133
F	0.085330	-2.368642	5.365197
F	1.481556	-0.183002	4.520003
F	0.893460	0.973971	2.213325
F	-2.210704	1.563822	2.427823
F	-2.757680	4.152179	2.390556
F	-2.322781	5.629178	0.153248
F	-1.322751	4.430848	-2.076421
F	-0.795655	1.830183	-2.081766
W	3.033973	-0.013149	-0.859731
C	4.342530	0.481223	-2.524149
C	4.791220	0.898796	0.042772
C	2.584790	2.090378	-1.120101
C	2.819842	-1.686367	-2.151004
C	3.302489	-1.131174	0.930750
C	0.829992	0.003723	-0.524473
H	4.883726	1.432238	-2.463240
H	3.695264	0.499187	-3.418977
H	5.076847	-0.331873	-2.654177
H	5.171367	1.807651	-0.437922
H	5.592384	0.138620	0.030126
H	4.552680	1.123145	1.096235
H	3.420200	2.708472	-1.467580
H	2.260621	2.468100	-0.132627
H	1.740415	2.200151	-1.821099
H	2.100492	-2.359266	-1.648831
H	3.767465	-2.233686	-2.278431
H	2.416527	-1.441969	-3.145739
H	2.599637	-1.983119	0.862877
H	3.030777	-0.541081	1.821109
H	4.315280	-1.536494	1.071164
H	0.872514	-1.047958	-0.239480
H	0.495108	0.259117	-1.530163
H	0.944180	0.777471	0.235114



Zero-point correction= 0.194039 (Hartree/Particle)  
 Thermal correction to Energy= 0.224614  
 Thermal correction to Enthalpy= 0.225558  
 Thermal correction to Gibbs Free Energy= 0.129808  
 Sum of electronic and zero-point Energies= -2244.211795  
 Sum of electronic and thermal Energies= -2244.181220  
 Sum of electronic and thermal Enthalpies= -2244.180276  
 Sum of electronic and thermal Free Energies= -2244.276026

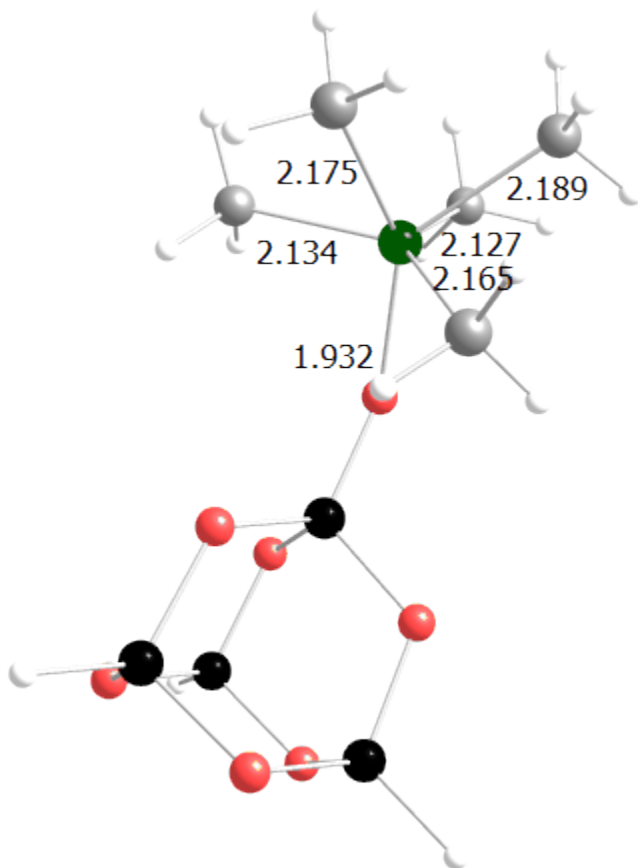
B	0.000596	0.000291	0.844237
C	-0.399872	-1.519014	0.331472
C	-1.514817	-2.161442	0.874828
C	0.300483	-2.279470	-0.603042
C	-1.896507	-3.462025	0.559290
C	-0.039349	-3.589599	-0.945799
C	-1.145809	-4.188166	-0.359058
C	1.516427	0.413369	0.331244
C	1.824412	1.400996	-0.602467
C	2.630578	-0.231109	0.873877
C	3.128791	1.762199	-0.945397
C	3.947585	0.089001	0.558090
C	4.200674	1.102915	-0.359591
C	-1.115353	1.106142	0.331154
C	-2.122688	0.879211	-0.604727
C	-1.116659	2.392537	0.875385
C	-3.088283	1.827466	-0.948015
C	-2.053135	3.372328	0.559387
C	-3.055856	3.084608	-0.360366
F	2.473520	-1.250794	1.721575
F	4.964987	-0.568273	1.111347
F	5.450786	1.429459	-0.676307
F	3.355376	2.724161	-1.837672
F	0.868190	2.067132	-1.255203
F	1.354748	-1.784314	-1.256902
F	0.679471	-4.266796	-1.838872
F	-1.488471	-5.433990	-0.675645
F	-2.973987	-4.014417	1.113472
F	-2.318473	-1.515475	1.723321
F	-2.218614	-0.281026	-1.259558
F	-4.032673	1.542828	-1.842437
F	-3.964315	4.003263	-0.677378
F	-1.995019	4.581353	1.114449
F	-0.156936	2.766418	1.725176
C	0.000652	0.000351	2.495964
H	0.386996	-0.947410	2.900230
H	0.628264	0.808736	2.900430
H	-1.013207	0.139650	2.900489



**WMe<sub>5</sub><sup>+</sup>**

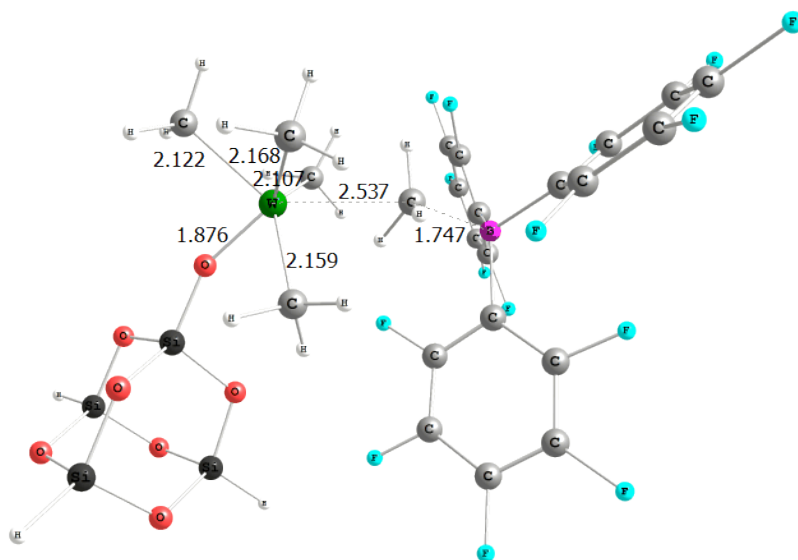
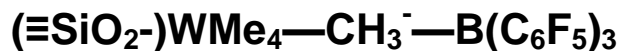
W	0.001852	0.001640	0.091149
C	-0.450995	-1.903226	-0.661463
C	-1.919410	0.406293	-0.645768
C	0.116310	0.056391	2.146223
C	1.848866	-0.438508	-0.801762
C	0.388691	1.867169	-0.786911
H	-1.331844	-2.225867	-0.073339
H	0.375792	-2.595408	-0.430955
H	-0.689219	-1.959255	-1.733945
H	-2.600866	-0.395750	-0.314532
H	-2.005953	0.536463	-1.734746
H	-2.231409	1.339621	-0.140441
H	1.037280	0.581072	2.466817
H	0.137491	-0.968959	2.564111
H	-0.754830	0.588334	2.575358
H	2.557785	0.385568	-0.619431
H	1.830247	-0.675933	-1.875725
H	2.209338	-1.321899	-0.239182
H	1.325099	2.213513	-0.309769
H	-0.411206	2.570844	-0.501382
H	0.514462	1.877574	-1.879809

Zero-point correction= 0.177999 (Hartree/Particle)  
 Thermal correction to Energy= 0.189606  
 Thermal correction to Enthalpy= 0.190550  
 Thermal correction to Gibbs Free Energy= 0.141543  
 Sum of electronic and zero-point Energies= -265.763280  
 Sum of electronic and thermal Energies= -265.751674  
 Sum of electronic and thermal Enthalpies= -265.750729  
 Sum of electronic and thermal Free Energies= -265.799736

**( $\equiv\text{SiO}_2$ -)WMe<sub>5</sub>**

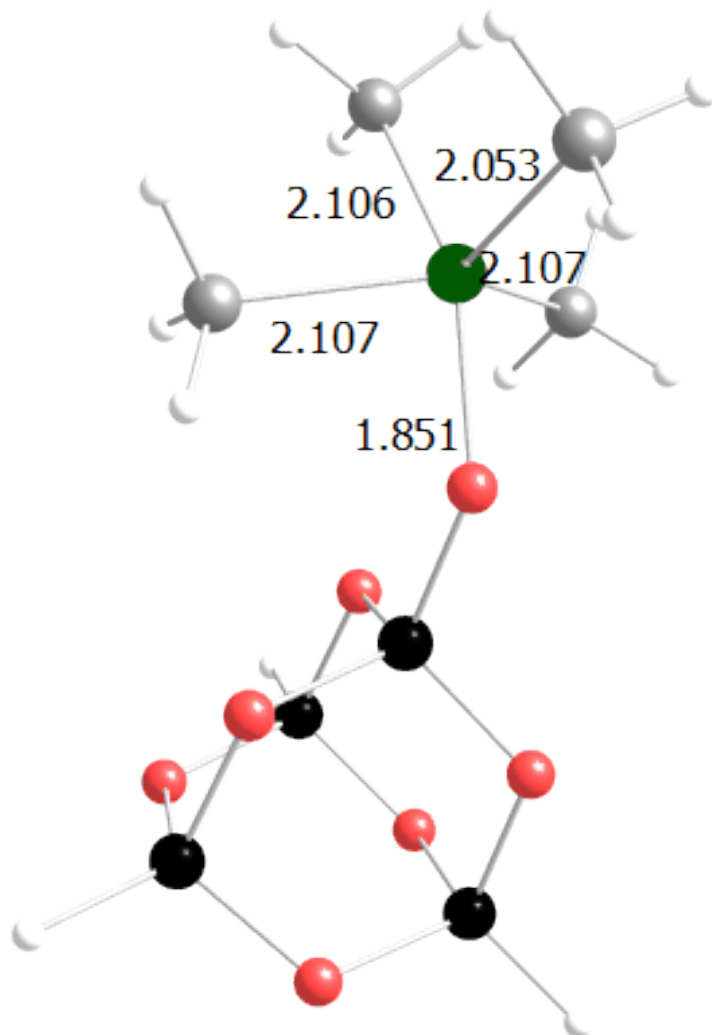
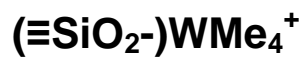
W	-2.293817	-0.080753	-0.018444
C	-3.326583	0.947836	1.596333
C	-3.962725	0.935173	-1.005289
C	-1.553211	1.938407	-0.263219
C	-2.088364	-1.398814	1.647760
C	-3.112143	-1.563374	-1.304980
H	-3.660186	1.972194	1.390480
H	-2.707018	0.949742	2.508294
H	-4.222197	0.332942	1.807898
H	-4.204981	1.942622	-0.645209
H	-4.875850	0.318000	-0.957688
H	-3.669432	1.008222	-2.068543
H	-2.264708	2.756865	-0.112471
H	-1.112445	2.011335	-1.272464
H	-0.737538	2.026173	0.479303
H	-1.685124	-2.332804	1.214974
H	-3.005454	-1.627919	2.207920
H	-1.333443	-1.001192	2.346628
H	-2.388885	-2.396869	-1.246494
H	-3.240330	-1.281883	-2.359371
H	-4.080803	-1.911447	-0.908139
Si	1.090934	-0.234868	-0.317201
O	-0.485292	-0.467119	-0.578086
O	1.967839	-1.649541	-0.345306
O	1.391053	0.453816	1.177234
O	1.813763	0.773167	-1.429277
Si	3.445076	1.072971	-1.223442
Si	2.994106	0.731151	1.564823
Si	3.610358	-1.519740	-0.063229
H	3.999865	1.964969	-2.246528
H	3.167977	1.334927	2.890011
H	4.303652	-2.811044	-0.108964
O	3.599038	1.677845	0.327737
O	4.178461	-0.429173	-1.195471
O	3.754001	-0.749951	1.414203

Zero-point correction= 0.248086 (Hartree/Particle)  
 Thermal correction to Energy= 0.270209  
 Thermal correction to Enthalpy= 0.271153  
 Thermal correction to Gibbs Free Energy= 0.194712  
 Sum of electronic and zero-point Energies= -1951.152328  
 Sum of electronic and thermal Energies= -1951.130205  
 Sum of electronic and thermal Enthalpies= -1951.129261  
 Sum of electronic and thermal Free Energies= -1951.205702



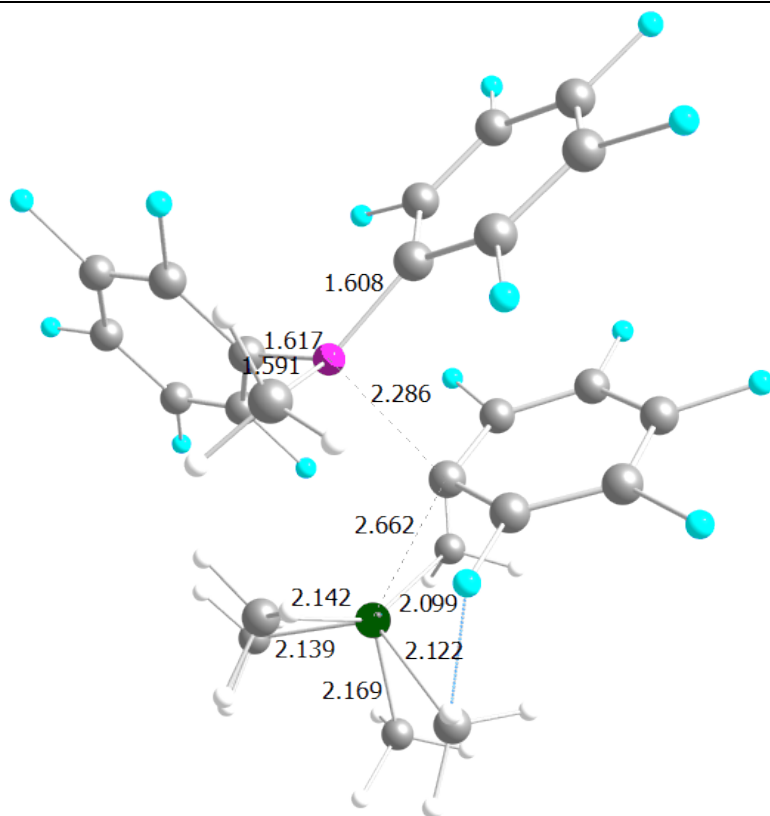
Zero-point correction= 0.409107 (Hartree/Particle)  
 Thermal correction to Energy= 0.459050  
 Thermal correction to Enthalpy= 0.459994  
 Thermal correction to Gibbs Free Energy= 0.324697  
 Sum of electronic and zero-point Energies= -4155.455593  
 Sum of electronic and thermal Energies= -4155.405650  
 Sum of electronic and thermal Enthalpies= -4155.404706  
 Sum of electronic and thermal Free Energies= -4155.540003

W	-0.997024	-1.309824	-1.717154
C	-0.009106	-0.745191	-3.562498
C	-1.335443	0.822208	-1.716292
C	-1.670004	-2.744397	-3.129090
C	-0.283648	-2.675586	-0.280551
H	0.524292	0.212149	-3.551771
H	-0.719486	-0.747656	-4.402357
H	0.734324	-1.544445	-3.747677
H	-0.494398	1.457824	-2.008686
H	-1.661565	1.096574	-0.698693
H	-2.176140	0.971189	-2.415244
H	-2.223448	-3.486002	-2.527390
H	-0.843479	-3.243910	-3.655117
H	-2.360708	-2.313024	-3.868687
H	-1.102958	-3.416615	-0.243155
H	-0.118992	-2.274263	0.730408
H	0.638862	-3.175539	-0.617246
Si	-4.073881	-0.529809	-0.476674
O	-2.770823	-1.296985	-1.107116
O	-5.265187	-1.578050	-0.011381
O	-4.753505	0.537488	-1.550866
O	-3.636165	0.343583	0.859930
Si	-4.863281	1.200564	1.619293
Si	-6.068853	1.405777	-0.963501
Si	-6.616783	-0.857701	0.685065
H	-4.424160	1.945212	2.799269
H	-6.625925	2.328098	-1.956522
H	-7.634570	-1.835325	1.078408
O	-5.518076	2.162465	0.417305
O	-6.032427	0.051069	1.955820
O	-7.154638	0.244863	-0.449672
B	2.322542	0.210971	0.244883
C	3.708830	0.541109	-0.556111
C	3.710256	1.362613	-1.687414
C	4.963018	0.033346	-0.211629
C	4.836762	1.639589	-2.452538
C	6.121743	0.283731	-0.948784
C	6.059584	1.089144	-2.079233
C	2.474688	-0.976665	1.359390
C	2.332834	-0.788827	2.735364
C	2.748594	-2.293364	0.985596
C	2.401021	-1.828301	3.664603
C	2.818928	-3.362277	1.870336
C	2.639473	-3.126884	3.230232
C	1.571271	1.542139	0.842997
C	2.135989	2.815804	0.920152
C	0.253780	1.473326	1.298680
C	1.432710	3.941651	1.353580
C	-0.491263	2.562931	1.730017
C	0.108136	3.818223	1.756976
F	2.967042	-2.599236	-0.304104
F	3.050108	-4.590865	1.431196
F	2.701653	-4.123203	4.095391
F	2.245380	-1.585023	4.955897
F	2.128258	0.421355	3.249240
F	5.132245	-0.722530	0.870348
F	7.280138	-0.234055	-0.572552
F	7.147464	1.337393	-2.786540
F	4.759754	2.426289	-3.515168
F	2.581156	1.971891	-2.082103
F	3.403711	3.030159	0.586134
F	2.021394	5.125055	1.392082
F	-0.571606	4.874167	2.167147
F	-1.752461	2.420481	2.121016
F	-0.377600	0.280457	1.347193
C	1.247995	-0.365172	-1.006349
H	1.683832	-1.301939	-1.360992
H	0.405245	-0.431736	-0.301924
H	1.225474	0.446492	-1.719555



W	2.349682	-0.000343	-0.104416
C	3.474351	-0.017045	1.675508
C	1.727885	-1.846186	0.700075
C	1.943422	1.940068	0.608244
C	3.782369	-0.145116	-1.567566
H	3.959845	-0.996339	1.823839
H	2.986062	0.282477	2.613573
H	4.265665	0.730072	1.450297
H	2.620725	-2.486868	0.796068
H	1.019984	-2.302992	-0.010808
H	1.250718	-1.747033	1.687635
H	1.650291	2.507516	-0.293990
H	2.803882	2.421506	1.091693
H	1.087324	1.904561	1.302939
H	3.341677	-0.421531	-2.541996
H	4.505906	-0.929880	-1.269282
H	4.321247	0.815818	-1.676239
Si	-0.967480	0.062844	-0.459370
O	0.661168	0.100389	-0.856982
O	-1.864286	1.044684	-1.417851
O	-1.132381	0.554779	1.113382
O	-1.530785	-1.480601	-0.571790
Si	-3.163621	-1.651947	-0.142546
Si	-2.738993	0.532859	1.668945
Si	-3.518840	1.053612	-1.045886
H	-3.634892	-3.030768	-0.267927
H	-2.849788	0.980903	3.057470
H	-4.289527	1.933212	-1.923270
O	-3.235748	-1.036611	1.408063
O	-3.961945	-0.553435	-1.108294
O	-3.565856	1.472201	0.570123

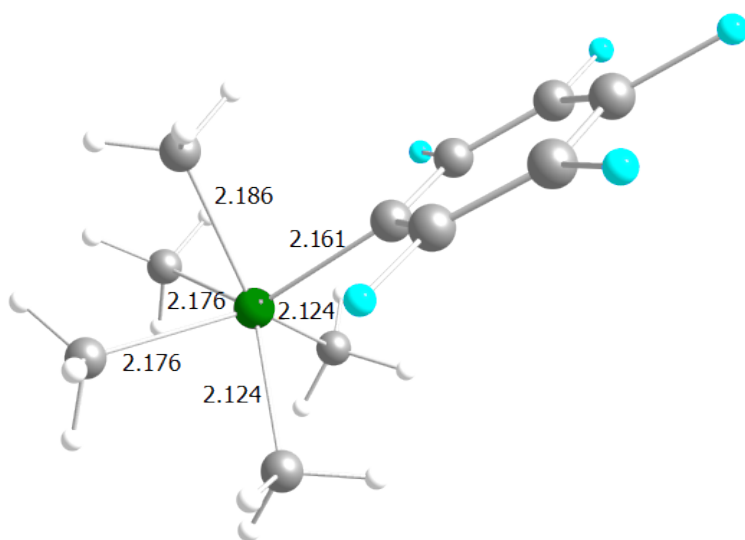
Zero-point correction= 0.209390 (Hartree/Particle)  
 Thermal correction to Energy= 0.230132  
 Thermal correction to Enthalpy= 0.231076  
 Thermal correction to Gibbs Free Energy= 0.158594  
 Sum of electronic and zero-point Energies= -1911.131931  
 Sum of electronic and thermal Energies= -1911.111189  
 Sum of electronic and thermal Enthalpies= -1911.110245  
 Sum of electronic and thermal Free Energies= -1911.182727

$\text{WMe}_5\text{---}(\text{C}_6\text{F}_5)^-\text{---MeB}(\text{C}_6\text{F}_5)_2$ 


Zero-point correction= 0.377940 (Hartree/Particle)  
 Thermal correction to Energy= 0.420113  
 Thermal correction to Enthalpy= 0.421058  
 Thermal correction to Gibbs Free Energy= 0.305209  
 Sum of electronic and zero-point Energies= -2510.061129  
 Sum of electronic and thermal Energies= -2510.018956  
 Sum of electronic and thermal Enthalpies= -2510.018012  
 Sum of electronic and thermal Free Energies= -2510.133860

B	-0.677239	0.859035	-1.141299
C	0.266840	2.046479	-0.582262
C	-0.055617	3.323491	-1.054691
C	1.386008	2.012935	0.235241
C	0.680201	4.468123	-0.763145
C	2.163623	3.124722	0.551894
C	1.809275	4.368836	0.046547
C	-0.004493	-1.101416	-0.177015
C	-0.707252	-0.983218	1.038234
C	-0.565789	-2.070629	-1.023010
C	-1.789616	-1.760498	1.417028
C	-1.638999	-2.896364	-0.701271
C	-2.262842	-2.727757	0.530408
C	-2.168601	0.807120	-0.542608
C	-2.565654	1.513607	0.600751
C	-3.160094	-0.006406	-1.104317
C	-3.824412	1.382830	1.181339
C	-4.424231	-0.175940	-0.544614
C	-4.761020	0.528991	0.606098
F	-0.108652	-2.238893	-2.266656
F	-2.105098	-3.785784	-1.559067
F	-3.315438	-3.449044	0.844280
F	-2.429479	-1.547931	2.555702
F	-0.429076	0.010239	1.884332
F	1.793431	0.869781	0.831541
F	3.225771	2.999031	1.334653
F	2.525786	5.439189	0.333498
F	0.317877	5.643078	-1.244565
F	-1.135341	3.489940	-1.815102
F	-1.733463	2.344591	1.218464
F	-4.138642	2.064987	2.268973
F	-5.955539	0.390218	1.146992
F	-5.302892	-0.991604	-1.102561
F	-2.925530	-0.714075	-2.207733
C	-0.513783	0.675347	-2.713338
H	0.500444	0.893659	-3.070069
H	-0.833276	-0.289190	-3.117422
H	-1.176984	1.434963	-3.162769
W	2.620807	-1.406167	0.138620
C	1.947246	-1.507039	2.124555
C	4.258104	-2.714630	0.698668
C	2.320989	-3.181931	-0.983414
C	2.465020	-0.419395	-1.756482
C	4.315149	-0.102266	0.215159
H	1.295840	-0.757092	2.572977
H	2.914318	-1.508381	2.663452
H	1.510616	-2.518155	2.237357
H	3.863026	-3.689208	1.028868
H	4.835564	-2.281566	1.529946
H	4.951384	-2.891606	-0.136696
H	1.633445	-3.033985	-1.820005
H	1.837424	-3.863587	-0.256323
H	3.237861	-3.658877	-1.351553
H	3.435521	-0.702087	-2.207369
H	2.392119	0.675084	-1.710034
H	1.652191	-0.802169	-2.378136
H	4.052872	0.906123	-0.130405
H	5.195170	-0.465618	-0.332552
H	4.575167	-0.030579	1.286089

## WMe<sub>5</sub>(C<sub>6</sub>F<sub>5</sub>)



Zero-point correction= 0.231947 (Hartree/Particle)  
 Thermal correction to Energy= 0.253063  
 Thermal correction to Enthalpy= 0.254007  
 Thermal correction to Gibbs Free Energy= 0.182788  
 Sum of electronic and zero-point Energies= -992.491298  
 Sum of electronic and thermal Energies= -992.470182  
 Sum of electronic and thermal Enthalpies= -992.469238  
 Sum of electronic and thermal Free Energies= -992.540458

W	-1.442252	-0.000078	0.085044
C	-2.937885	-1.344837	-0.746140
C	-0.993563	0.000908	-2.054752
C	-2.937716	1.345759	-0.744707
C	-1.600733	-1.514635	1.565002
H	-3.404702	-1.046648	-1.692044
H	-3.727127	-1.503215	0.008442
H	-2.411938	-2.304742	-0.895386
H	-1.856772	0.001030	-2.731697
H	-0.373949	-0.889425	-2.262861
H	-0.374567	0.891936	-2.261791
H	-3.404119	1.048706	-1.691165
H	-2.412524	2.306308	-0.892217
H	-3.727290	1.502157	0.009962
H	-0.772582	-1.271703	2.260729
H	-1.472425	-2.551195	1.226660
H	-2.547430	-1.429822	2.124059
C	0.716434	-0.000232	-0.020540
C	1.449448	-1.182927	-0.036253
C	1.449120	1.182675	-0.036208
C	2.840641	-1.208574	-0.017381
C	2.840293	1.208750	-0.017311
C	3.536280	0.000184	-0.010964
F	0.812578	2.355812	-0.079323
F	3.505505	2.350923	-0.020826
F	4.854635	0.000376	0.001044
F	3.506180	-2.350554	-0.020954
F	0.813312	-2.356269	-0.079435
C	-1.600126	1.513256	1.566432
H	-1.471821	2.550120	1.229046
H	-2.546952	1.427900	2.125206
H	-0.772166	1.269821	2.262182

## References

- [1] Gaussian 09, Revision D.01, M. J. Frisch, G. W. Trucks, H. B. Schlegel, G. E. Scuseria, M. A. Robb, J. R. Cheeseman, G. Scalmani, V. Barone, B. Mennucci, G. A. Petersson, H. Nakatsuji, M. Caricato, X. Li, H. P. Hratchian, A. F. Izmaylov, J. Bloino, G. Zheng, J. L. Sonnenberg, M. Hada, M. Ehara, K. Toyota, R. Fukuda, J. Hasegawa, M. Ishida, T. Nakajima, Y. Honda, O. Kitao, H. Nakai, T. Vreven, J. A. Montgomery, Jr., J. E. Peralta, F. Ogliaro, M. Bearpark, J. J. Heyd, E. Brothers, K. N. Kudin, V. N. Staroverov, R. Kobayashi, J. Normand, K. Raghavachari, A. Rendell, J. C. Burant, S. S. Iyengar, J. Tomasi, M. Cossi, N. Rega, J. M. Millam, M. Klene, J. E. Knox, J. B. Cross, V. Bakken, C. Adamo, J. Jaramillo, R. Gomperts, R. E. Stratmann, O. Yazyev, A. J. Austin, R. Cammi, C. Pomelli, J.

- W. Ochterski, R. L. Martin, K. Morokuma, V. G. Zakrzewski, G. A. Voth, P. Salvador, J. J. Dannenberg, S. Dapprich, A. D. Daniels, Ö. Farkas, J. B. Foresman, J. V. Ortiz, J. Cioslowski, D. J. Fox, Gaussian, Inc., Wallingford CT, 2009.
- [2] a) J. P. Perdew, K. Burke, M. Ernzerhof, *Phys. Rev. Lett.* **1996**, *77*, 3865-3868; b) C. Adamo, V. Barone, *J. Chem. Phys.* **1999**, *110*, 6158-6169.
- [3] a) S. Grimme, J. Antony, S. Ehrlich, H. Krieg, *J. Chem. Phys.* **2010**, *132*, 154104-154119. b) S. Grimme, S. Ehrlich, L. Goerigk, *J. Comp. Chem.* **2011**, *32*, 1456-1465.
- [4] A. Schaefer, H. Horn, R. Ahlrichs, *J. Chem. Phys.* **1992**, *97*, 2571-2577.
- [5] a) U. Haeusermann, M. Dolg, H. Stoll, H. Preuss, *Mol. Phys.* **1993**, *78*, 1211-1224; b) W. Kuechle, M. Dolg, H. Stoll, H. Preuss, *J. Chem. Phys.* **1994**, *100*, 7535-7542; c) Leininger, T.; Nicklass, A.; Stoll, H.; Dolg, M.; Schwerdtfeger, P. *J. Chem. Phys.* **1996**, *105*, 1052-1059.
- [6] a) S. Grimme, *Chem. Eur. J.* **2012**, *18*, 9955-9964; b) M. Z. Ertem, L. Gagliardi, C. J. Cramer, *Chem. Sci.* **2012**, *3*, 1293-1299.
- [7] F. Weigend, R. Ahlrichs, *Phys. Chem. Chem. Phys.* **2005**, *7*, 3297-305.
- [8] A. V. Marenich, C. J. Cramer, D. G. Truhlar, *J. Phys. Chem. B* **2009**, *113*, 6378-6796.
- [9] a) C. A. Urbina-Blanco, A. Poater, T. Lebl, S. Manzini, A. M. Z. Slawin, L. Cavallo, S. P. Nolan, *J. Am. Chem. Soc.* **2013**, *135*, 7073-7079; b) F. P. Rotzinger, *Chem. Rev.* **2005**, *105*, 2003-2037; c) J. Cooper, T. Ziegler, *Inorg. Chem.* **2002**, *41*, 6614-6622; d) P. Margl, *Can. J. Chem.* **2009**, *87*, 891-903; e) X. Solans-Monfort, C. Copéret, O. Eisenstein, *Organometallics* **2012**, *31*, 6812-6822; f) C. Raynaud, J. P. Daudey, F. Jolibois, L. Maron, *J. Phys. Chem. A* **2005**, *110*, 101-105; g) D. Ardura, R. L. Lopez, T. L. Sordo, *J. Phys. Chem. B* **2005**, *109*,

- 23618-23623; h) B. O. Leung, D. L. Read, D. A. Armstrong, A. Rauk, *J. Phys. Chem. A* **2004**, *108*, 2720-2725.
- [10] a) M. García-Melchor, M. C. Pacheco, C. Najera, A. Lledós, G. Ujaque, *ACS Catal.* **2012**, *2*, 135-144; b) S. Manzini, A. Poater, D. J. Nelson, L. Cavallo, S. P. Nolan, *Chem. Sci.* **2014**, *5*, 180-188; c) S. Manzini, A. Poater, D. J. Nelson, L. Cavallo, A. M. Z. Slawin, S. P. Nolan, *Angew. Chem., Int. Ed.* **2014**, *53*, 8995-8999; d) A. Poater, E. Pump, S. V. C. Vummaleti, L. Cavallo, *J. Chem. Theory Comput.* **2014**, *10*, 4442-4448; e) E. Pump, C. Slugovc, L. Cavallo, A. Poater, *Organometallics* **2015**, *34*, 3107-3111; f) N. Riache, A. Dery, E. Callens, A. Poater, M. Samantaray, R. Dey, J. H. Hong, K. Lo, L. Cavallo, J. M. Basset, *Organometallics* **2015**, *34*, 690-695.
- [11] R. L. Martin, P. J. Hay, L. R. Pratt, *J. Phys. Chem. A* **1998**, *102*, 3565-3573.