

Towards Biolubricant Compatible Vegetable Oils by Pore-Mouth Hydrogenation with Shape-Selective Pt/ZSM-5 Catalysts.

J. Van Aelst,^{†a} A. Philippaerts,^{†a} E. Bartholomeeusen,^a E. Fayad,^b F. Thibault-Starzyk,^b J. Lu,^c D. Schryvers,^c R. Ooms,^a D. Verboekend,^a P. Jacobs,^a and B. Sels^{*a}

Supplementary information


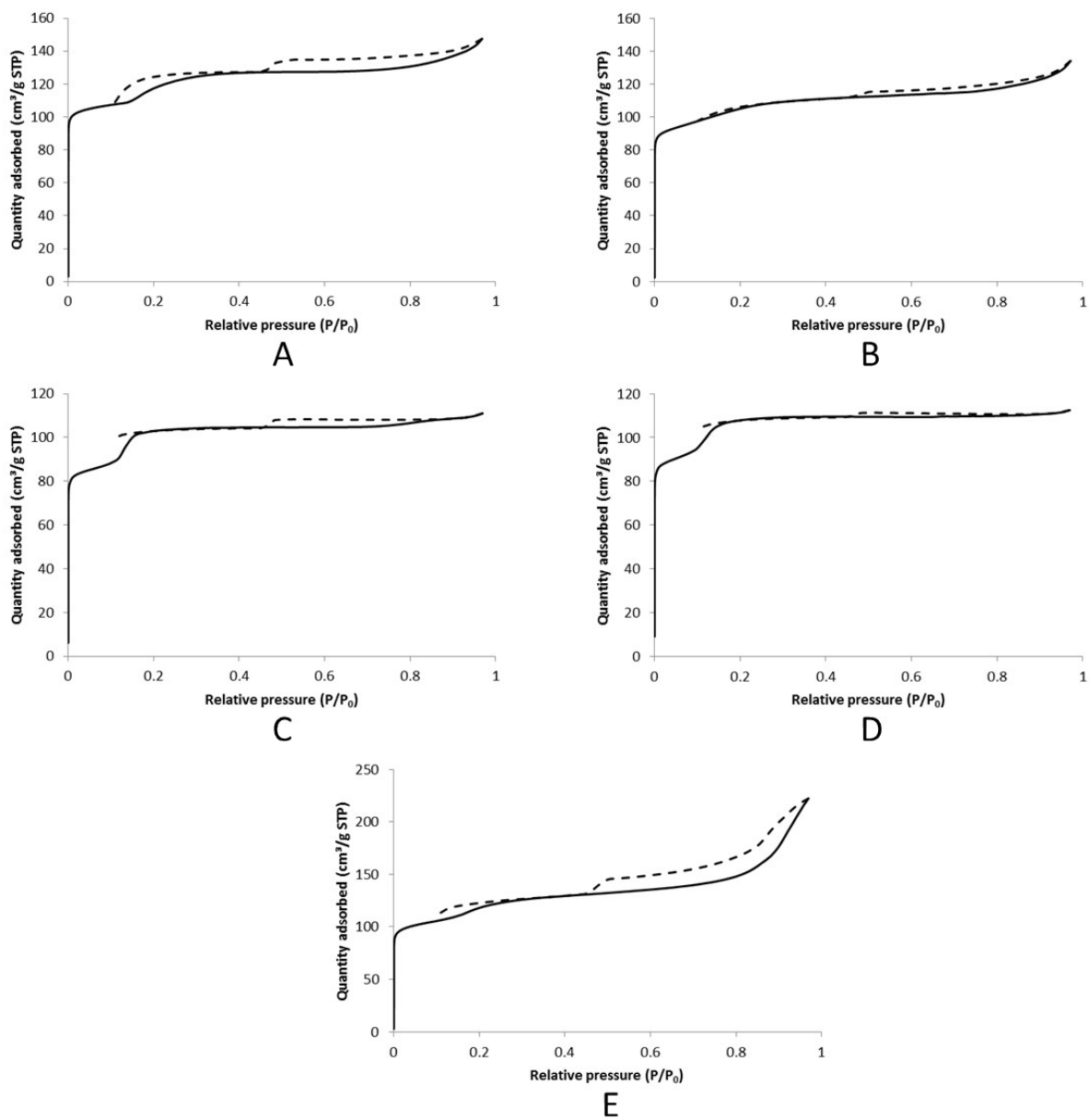


Figure S11. SEM images of ZSM-5 samples: (A) Z-26: Commercial ZSM-5 sample (CBV28014, Zeolyst), (B) – (D): home-made ZSM-5 samples: (b) Z-20, (C) Z-2, (D) Z-1.



(E)

Figure S/2. N₂ isotherms at 77 K of the various ZSM-5 samples (adsorption: full lines, desorption: dotted lines): (A) Z-26, (B) Z-20, (C) Z-2, (D) Z-1, (E) Z-55.

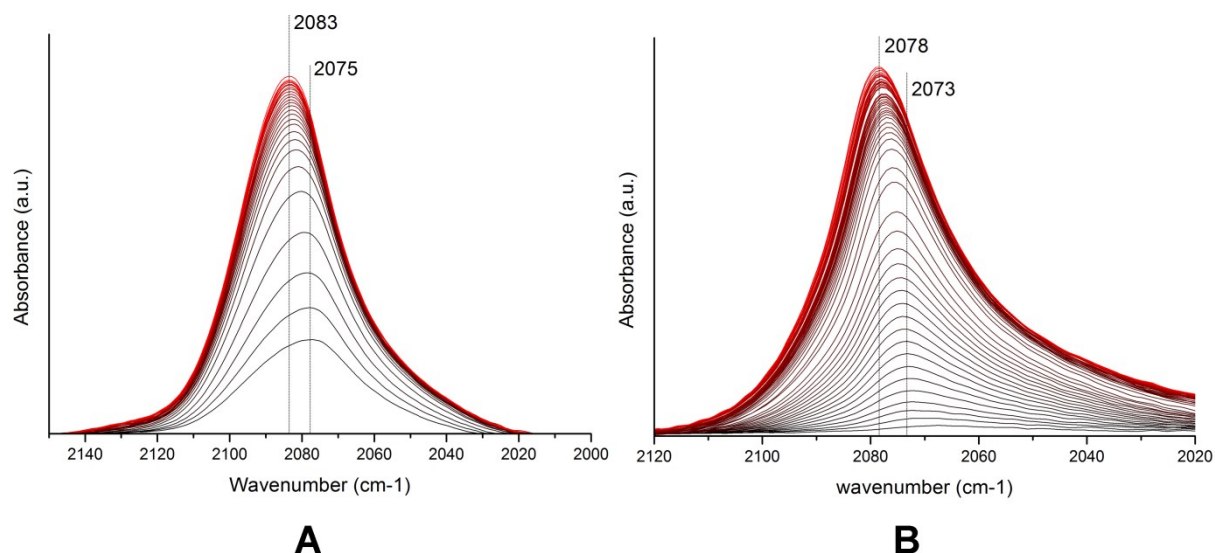


Figure S13. IR operando spectra of CO chemisorption at room temperature on the competitive ion exchanged (Z-26-CIE) (A) and the incipient wetness impregnated (Z-26-IWI) (B) Pt/ZSM-5 sample.

Table S11. Common triglycerides and their Equivalent Carbon Number (ECN). For all positional isomers (e.g. OSO and OOS) only a single combination of fatty acid chains is presented.

ECN	TAGs
38	LLnLn
40	LLLn
42	LLL, PLLn
44	LLO, LnOO, LLP
46	LOO, SLL, PLO, PPL
48	OOO, SOL, POO, PSL, PPO
50	SOO, SSL, PSO, PPS
52	SSO, PSS
54	SSS